www.gys.fr

GYS

WELDING, PLASMA CUTTING & INDUCTION HEATING 2023

INVEST IN THE FUTURE

GYS

INVEST IN THE FUTURE

French manufacturer
since 1964

Welding,
Plasma cutting & Induction heating

Soudage, Coupage plasma
& Chauffe par induction

Schweißen, Schneiden
& Induktionshitzung

Saldatura, Taglio plasma & Induzione

Soldadura, Corte plasma & Inducción

2
0
2
3

MMA/SMAW
TIG/GTAW
MIG-MAG/GMAW-FCAW
PLASMA CUTTING
INDUCTION
STUD WELDING
SPOT WELDING
ACCESSORIES
PROTECTIONS
CONSUMABLES

A solid manufacturing group

900 people

€ 125 000 000

C1+
Credit Rating
Banque de France

55 000 m²
2 factories

INVEST IN THE FUTURE

French manufacturer since 1964

A family company

Nicolas & Bruno Bouygues

3 catalogues

3 500+ references

Welding, Plasma cutting & Induction heating

Car Body Welding Systems

Chargers, Boosters & Starters

A worldwide coverage

125 countries

GYS FRANCE
Laval

GYS GERMANY
Aachen

GYS U.K.
Rugby

GYS CHINA
Shanghaï

GYS ITALIA
Venezia

GYS IBERICA
Madrid

www.gys.fr

visit with

MMA/SMAW

EXPERT	6
GYSARC	7
GYSMI	8
PROGYS	10
GYSARC PRO	12
ACCESSORIES & CONSUMABLES	14

TIG/GTAW

PROTIG DC	20
TITAN	22
PROTIG AC/DC	24
TITANIUM	26
COMPLETE PACKS	28
ACCESSORIES & CONSUMABLES	29

MIG-MAG/GMAW-FCAW

SMARTMIG	34
MONOGYS / TRIMIG	36
PROMIG	38
MAGYS	40
EASYMIG	42
MULTIWELD	44
MULTIPEARL	46
KRONOS	48
NEOMIG-I	52
NEOPULSE	54
AUTOMATION	60
EXAGON	64
NOMADFEED/EXATIG	67
ACCESSORIES & CONSUMABLES	68

PLASMA CUTTING

EASYCUT / CUTTER	74
CUTTER / NEOCUT	76
ACCESSORIES	78
COMPLETE PACKS	79
TORCHES & CONSUMABLES	80

INDUCTION HEATING

POWERDUCTION	84
ACCESSORIES & CONSUMABLES	88

STUD WELDING

GYSPOT ARCPULL	92
ACCESSORIES & CONSUMABLES	94

SPOT WELDING

PORTASPOT	95

VALIDATION

CALIWELD	96

POWER SOURCE EQUIPMENT

COOLING UNITS	100
TROLLEYS	102

INDIVIDUAL PROTECTIONS

WELDING HELMETS	106
BODY PROTECTION	112
AREA PROTECTION	114
FUME EXTRACTION	115

ACCESSORIES

MISCELLANEOUS	117
ELECTRICAL SOLDERING & GAS WELDING	120
WORKING LIGHTS	122

MMA/ SMAW

TRADITIONAL
1~ & 3~ • 100 › 220 A

EXPERT	6

INVERTER
1~ • 80 › 200 A

GYSARC	7
GYSMI	8

INVERTER
1~ & 3~ • 160 › 400 A

PROGYS	10
GYSARC PRO	12

ACCESSORIES & CONSUMABLES	14

MMA TRADITIONAL

PROFESSIONAL AC

EXPERT 110

230 V • 1 ~

100 A | Ø 2 → 2.5 mm

062375

EXPERT 130

230 V • 1 ~

130 A | Ø 2 → 3.2 mm

015029

EXPERT 220 DV

230V 1~ • 400V 2~

220 A | Ø 2 → 4 mm

connection 1~/2~

015128

EN60974-1	MADE IN P.R.C	50 / 60 Hz	A	A	I (60%)	X% (I2 max)	100%	Uo	cm / kg	kW	kVA	cm / kg
				I2	EN60974-1 (40°C)					Protected & compatible power generator (+/-15%)		
EXPERT 110		230 V 1 ~	8	75 → 100 AC	—	—	—	48	47 × 24 × 32 / 13	6.5 kW	11 kVA	28 × 17 × 26 / 13
EXPERT 130		230 V 1 ~	10	55 → 130 AC	53 A	10 %	—	48	47 × 24 × 36 / 18	6.8 kW	11.3 kVA	39 × 19 × 32 / 18
EXPERT 220 DV		230 V 1 ~	25	65 → 220 AC	90 A	10 %	—	48	51 × 38 × 30 / 23	12 kW	20 kVA	42 × 37 × 25 / 23
		400 V 2 ~	13									

MMA INVERTER

230 V • 1 ~

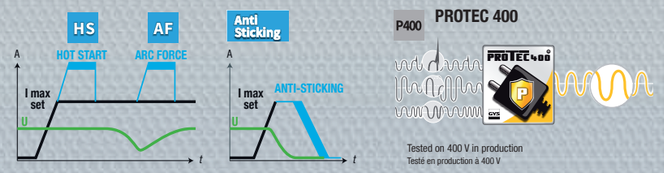

ON DEMAND

230 V • 1 ~

GYSARC 80

230 V • 1 ~

80 A | Ø 1.6 → 2.5 mm

HS | AF | Anti Sticking

1.6 m, 10 mm² + 1.6 m, 10 mm²

065505

GYSARC 100

230 V • 1 ~

100 A | Ø 1.6 → 2.5 mm

HS | AF | Anti Sticking

1.6 m, 10 mm² + 1.6 m, 10 mm²

071551

GYSARC 120

230 V • 1 ~

120 A | Ø 1.6 → 3.2 mm

HS | AF | Anti Sticking

1.6 m, 10 mm² + 1.6 m, 10 mm²

013704

GYSARC 160

230 V • 1 ~

160 A | Ø 1.6 → 4 mm

HS | AF | Anti Sticking

1.6 m, 16 mm² + 1.6 m, 16 mm²

014664

GYSARC 200

230 V • 1 ~

200 A | Ø 1.6 → 5 mm

P400 | HS | AF | Anti Sticking

1.6 m, 16 mm² + 1.6 m, 16 mm²

065512

EN60974-1	MADE IN GYS CHINA	~	50 / 60 Hz	A	A	P400	HS	AF	Anti sticking	for normal use	I (60%)	X% (I2 max)	100%	Uo	cm	kg
					I2	INTEGRATED TECHNOLOGY				X% GYS (20°C)	EN60974-1 (40°C)					
GYSARC 80		1	230 V	16	10 → 80	—	▪	▪	▪	40% @ 80 A	50 A	20%	35 A	63 V	13 × 22 × 10	2
GYSARC 100		1	230 V	16	10 → 100	—	▪	▪	▪	25% @ 100 A	50 A	14%	35 A	63 V	13 × 22 × 10	2
GYSARC 120		1	230 V	16	10 → 120	—	▪	▪	▪	40% @ 120 A	70 A	20%	55 A	63 V	15 × 23 × 10	2.7
GYSARC 160		1	230 V	16	10 → 160	—	▪	▪	▪	20% @ 160 A	85 A	10%	70 A	63 V	15 × 23 × 10	2.9
GYSARC 200		1	230 V	32	20 → 200	▪	▪	▪	▪	20% @ 200 A	100 A	10%	80 A	64 V	18 × 30 × 13	4.7

MMA INVERTER
230 V • 1 ~

Youtube

P400 PROTEC 400

Tested on 400 V in production
Testé en production à 400 V

PATENTS REGISTERED NUMBERS: 001789298-0001 EUROPEAN TRADEMARK & DESIGN

TIG LIFT TIG LIFT

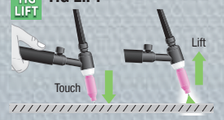

ADS AUTO DOWN SLOPE

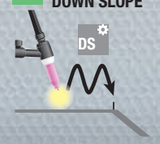

PFC POWER FACTOR CORRECTION

185 V ⇐ 265 V

FV FLEXIBLE VOLTAGE

85 V ⇐ 265 V

POWER FACTOR CORRECTION PFC EN 61000-3-12 FV FLEXIBLE VOLTAGE

POTENTIOMETER

GYSMI 80P
230 V • 1 ~
80 A ⇐ Ø 1.6 → 2.5 mm
P400 HS AF Anti Sticking

1.6 m, 10 mm² + 1.6 m, 10 mm²
029958

1.6m, 10mm² + 1.6m, 10mm² + + +
029941

GYSMI 130P
230 V • 1 ~
130 A ⇐ Ø 1.6 → 3.2 mm
P400 HS AF Anti Sticking

2 m, 16 mm² + 1.6 m, 16 mm²
029972
030121

2 m, 16 mm² + 1.6 m, 16 mm² + LCD Techno 11
031449 TRUECOLOR

GYSMI 160P
230 V • 1 ~
160 A ⇐ Ø 1.6 → 4 mm
P400 HS AF Anti Sticking

2 m, 16 mm² + 1.6 m, 16 mm²
030077

2 m, 16 mm² + 1.6 m, 16 mm² + LCD Techno 11
030435 TRUECOLOR

2 m, 16 mm² + 1.6 m, 16 mm² + LCD Techno 9/13
031555 TRUECOLOR

2 m, 16 mm² + 1.6 m, 16 mm² + LCD Techno 11 TRUECOLOR
Ø 2 mm, × 50 + + +
013360

GYSMI 200P
230 V • 1 ~
200 A ⇐ Ø 1.6 → 5 mm
P400 HS AF Anti Sticking

2 m, 16 mm² + 1.6 m, 16 mm²
030794

2 m, 16 mm² + 1.6 m, 16 mm² + LCD Techno 9/13
031579 TRUECOLOR

DIGITAL

GYSMI E163
230 V • 1 ~
160 A ⇐ Ø 1.6 → 4 mm
P400 HS AF Anti Sticking MMA PULSE TIG LIFT ADS

2 m, 16 mm² + 1.6 m, 16 mm²
036635



2 m, 16 mm² + 1.6 m, 16 mm² + LCD Techno 9/13
013728 TRUECOLOR

GYSMI E200 FV
110 → 230 V • 1 ~
200 A ⇐ Ø 1.6 → 5 mm
P400 PFC FV HS AF Anti Sticking TIG LIFT ADS

2 m, 16 mm² + 1.6 m, 16 mm²
031210

2 m, 16 mm² + 1.6 m, 16 mm² + LCD Hermes 9/13
031531

OPTIONS

TIG torch kit SR17 V (valve)

4 m, 10 / 25 mm²
for GYSMI :
- ✓ 130P
- ✓ 160P
- ✓ 200P
- ✓ E163
- ✓ E200FV

044425



CE NORM. EN60974-1	MADE IN FRANCE	50/60 Hz	A	(MMA) A	(TIG) A	Ø mm	Ø1.6	Ø2	Ø2.5	Ø3.2	Ø4	Ø5	P400	PFC	FV	HS	AF	Anti sticking	MMA PULSE	TIG Lift	ADS	X% GYS (20°C) for normal use	EN60974-1 (40°C) I (60%)	X% (I2 max)	Uo	cm / kg	cm / kg	Protected & compatible power generator (+/-15%)	
				I₂			# electrode / h						INTEGRATED TECHNOLOGY																
GYSMI 80 P		230V	10	10→80	—	1.6→2.5	62	50	20	—	—	—	■	—	—	■	■	■	—	—	—	45% @ 80 A	31 A	5%	85 V	23 x 14 x 10 / 2.2	41 x 33 x 13 / 4.7	3.5 kW	3.7 kVA
GYSMI 130 P		230V	13	10→130	—	1.6→3.2	62	50	47	24	—	—	■	—	—	■	■	■	—	—	—	55% @ 115 A	45 A	5%	72 V	25 x 17 x 10 / 2.9	41 x 34 x 14 / 5.8	4.5 kW	5.0 kVA
GYSMI 160 P		230V	16	10→160	—	1.6→4	62	50	47	45	22	—	■	—	—	■	■	■	—	—	—	60% @ 160 A	85 A	14%	72 V	27 x 17 x 11 / 4.2	42 x 35 x 14 / 6.7	6.5 kW	7.5 kVA
GYSMI 200 P		230V	32	10→200	—	1.6→5	62	50	47	45	30	21	■	—	—	■	■	■	—	—	—	58% @ 200 A	110 A	14%	72 V	27 x 18 x 14 / 5	43 x 37 x 17 / 8	7.5 kW	10 kVA
GYSMI E163		230V	16	10→160	10→160	1.6→4.0	62	50	47	45	22	—	■	—	—	✪	■	■	✪	■	✪	60% @ 160 A	85 A	14%	72 V	25 x 19 x 13.4 / 4.2	42 x 36 x 17 / 6.6	6.5 kW	7.5 kVA
GYSMI E 200 FV		230V	16	10→200	10→200	1.6→5.0	62	50	47	45	35	24	■	■	■	✪	■	■	—	■	■	64% @ 200 A	120 A	22%	96 V	27 x 21 x 14 / 5.5	42 x 37 x 17 / 8.8	7.5 kW	10 kVA
		110V	20	10→130	10→130																		95 A	39%					

MMA INVERTER

Youtube

PFC POWER FACTOR CORRECTION

185 V ⟷ 265 V (110 V – 230 V)

100 m

FV FLEXIBLE VOLTAGE

85 V ⟷ 265 V (110 V – 230 V)

100 m

SR SECONDARY REGULATION

I (A) STABLE

AD ANTI-DUST VENTILATION CORRIDOR

TIG LIFT TIG LIFT

Touch – Lift

ADS AUTO DOWN SLOPE

DS

VT VOLTAGE TEST

IP 23 INDOOR /OUTDOOR

VRD inside

Voltage Reduction Device

	Uo (EN60974-1)	U (Voltmeter)
VRD ON	24 V	25 V
VRD OFF	77.5 V	76 V

FLEX

110V ⟷ 480V

1~ – 3~

OPTION

Filter kit (FLEX 280 CEL) 046580

EXATIG

Exatig 013780

details p.67

230 V • 1 ~

PROGYS 160 LA

NEW

230 V • 1 ~

160 A — Ø 1.6→4 mm

HS | AF | Lift Arc



1.6 m, 16 mm² — 1.6 m, 16 mm²

077508

PROGYS 180A

230 V • 1 ~

180 A — Ø 1.6→4 mm

P400 | HS | AF | Anti Sticking

2 m, 16 mm² — 1.6 m, 16 mm²

031425

2 m, 16 mm² — 1.6 m, 16 mm² — Ø 2.5 mm, × 11 — Ø 3.2 mm, × 9 — LCD Venus 9/13 TRUECOLOR

013742

PROGYS 183 E

230 V • 1 ~

180 A — Ø 1.6→4 mm

P400 | HS | AF | Anti Sticking | TIG LIFT | ADS | MMA PULSE

2 m, 16 mm² — 1.6 m, 16 mm²

013803

2 m, 16 mm² — 1.6 m, 16 mm² — LCD Techno 9/13 TRUECOLOR

064836

PROGYS 200A PFC

Light Industry

230 V • 1 ~

200 A — Ø 1.6→5 mm

P400 | PFC | HS | TIG LIFT | ADS



2 m, 25 mm² — 1.6 m, 25 mm²

031432

110 › 230 V • 3 ~

PROGYS 200E FV CEL

Light Industry

110 → 230 V • 1 ~

200 A — Ø 1.6→5 mm

P400 | PFC | FV | SR | HS | AF | CEL cellulosic | ALU aluminium | Dynamic arc system >100V | TIG LIFT | ADS | VT



3 m, 25 mm² — 3 m, 25 mm²

030862

no accessories :

031852

PROGYS 220E FV CEL

Light Industry

110 → 230 V • 1 ~

220 A — Ø 1.6→5 mm

P400 | PFC | FV | SR | VRD inside | HS | AF | CEL cellulosic | ALU aluminium | Dynamic arc system | MMA PULSE | TIG LIFT | ADS | TIG PULSE | AD | IP 23

no accessories :

014657

400 V • 3 ~

PROGYS FLEX 280 CEL

Heavy Duty — Petrol Offshore

110 → 480 V • 1 → 3 ~

280 A — Ø 1.6→5 mm

PFC | FV | FLEX | SR | HS | AF | CEL cellulosic | ALU aluminium | Dynamic arc system >100V | MMA PULSE | TIG LIFT | ADS | VT | AD | IP 23

no accessories :

013544

PACK TIG

	Reference	EXATIG	SR26 L, 8m	SR26 DB, 8m	4m, 50mm²	5m, Ø 95mm² (x2)	Jobsite XL
1	062573	■	■	—	■		
2	062580	■	■	—	■		■
3	062955	■	—	■	■		

PACK MAG

	Reference	NOMAD FEED	Fe/CrNi, 4m, AIR	Type C, Ø 1/1.2	4m, 50mm²	5m, Ø 95mm²	Jobsite XL
1	062573	■	■	■	■	■	
2	062580	■	■	■	■	■	■

OPTIONS

TIG torch kit SR17V (valve)
4 m

for 10 / 25 mm², Ø9 :
- ✓ 180A
- ✓ 183 E
- ✓ 200A PFC

044425

for 35 / 50 mm², Ø13 :
- ✓ 200E FV CEL
- ✓ 220E FV CEL
- ✓ FLEX 280 CEL

044401

Heavy-duty case
- **Valise de chantier**
- **Hartschalenkoffer**

3.9 kg

for PROGYS :
- ✓ 160 LA
- ✓ 180A
- ✓ 183 E
- ✓ 200A PFC
- ✓ 200E FV CEL

060432

details p.101

IP67

Wheeled heavy-duty case XL
- **Valise de chantier à roulettes XL**
- **Rollkoffer XL**

9.5 kg

NEW

for
- ✓ GYSARC 220 FV
- ✓ PROGYS 220

077461

details p.101

REMOTE CONTROL

Foot pedal RC-FA1
4 m
045682

045699

Hand remote control RC-HA1
8 m
045675

EN60974-1		~	50 / 60 Hz	A	I2 MMA A	P400	PFC	FV	Flex	SR	VRD	HS	AF	CEL	ALU	Dynamic arc	MMA pulse	TIG Lift	ADS	TIG pulse	VT	AD	IP23	X% GYS (20°C) for normal use	EN60974-1 (40°C) I (60%)	X% (I2 max)	100%	Uo	cm / kg	Protected & compatible power generator (+/-15%)	
MADE IN GYS CHINA	PROGYS 160 LA	1	230 V	16	10→160	—	—	—	—	—	—	■	■	—	—	—	—	■	—	—	—	—	—	15% @ 160 A	75 A	10%	65 A	65 V	10 x 23 x 20 / 3	6.5 kW	7.5 kVA
MADE IN FRANCE	PROGYS 180A	1	230 V	16	10→180	■	—	—	—	—	—	—	—	—	—	—	—	—	—	—	—	—	—	78% @ 160 A	120 A	18%	85 A	72 V	13 x 23 x 28 / 5	7 kW	10 kVA
	PROGYS 183 E	1	230 V	16	10→180	■	—	—	—	—	—	✿	—	—	—	—	■	■	■	—	—	—	—	78% @ 160 A	120 A	18%	85 A	73 V	19 x 28 x 14 / 5	7 kW	10 kVA
	PROGYS 200A PFC	1	230 V	16	10→200	■	■	—	—	—	—	✿	—	—	—	—	—	■	■	—	—	—	—	64% @ 200 A	120 A	22%	90 A	96 V	21 x 27 x 14 / 9.3	7 kW	10 kVA
	PROGYS 200E FV CEL	1	230 V	16	10→200	■	■	■	—	■	—	✿	✿	■	■	■	—	■	■	—	■	—	—	80% @ 200 A	135 A	25%	115 A	108 V	36 x 15 x 27 / 9.3	7 kW	10 kVA
			110 V	32	10→140																				90 A	40%					
	PROGYS 220E FV CEL	1	230 V	16	5→220	■	■	■	—	■	■	✿	✿	■	■	■	■	■	■	■	—	■	■	80% @ 220 A	145 A	22%	120 A	77.5 V	41 x 34 x 22 / 12	8.5 kW	12.5 kVA
			230 V	32	5→220																				175 A	25%	145 A				
			110 V	32	5→140																				120 A	40%	100 A	69 V			
	PROGYS FLEX 280 CEL	1	110→180 V	32	5→140	■	■	■	■	■	—	✿	✿	■	■	—	■	■	■	—	■	■	■	100% @ 230 A	115 A	30 %	90 A	100 V	59 x 47 x 34 / 22	10 kW	12.5 kVA
			180→300 V	25	5→200																				180 A	40 %	150 A				
		3	300→480 V	16	5→280																				200 A	35 %	170 A				

MMA INVERTER

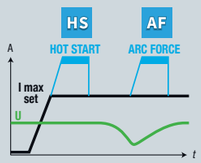

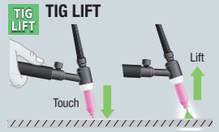

Compatible

TIG HF

EXATIG
013780

POWER FACTOR CORRECTION PFC EN 61000-3-12 FV FLEXIBLE VOLTAGE

IP 23 INDOOR /OUTDOOR

VRD inside
Voltage Reduction Device
Software & Hardware protection

	VRD ON	VRD OFF
	U0 =	
220 FV	14 V	80/86 V
300 TRI	20 V	83 V
400 TRI	20 V	84 V

4 in 1

1. MMA
2. TIG DC LIFT — Torches & consumables p. 31
3. GOUGING — Accessories p. 15
4. TIG HF • Exatig

EXATIG
013780

details p.67

110 › 230 V • 1 ~

GYSARC 220 FV CEL

Light Industry

110 → 230 V • 1 ~

220 A — Ø 1.6 → 5 mm

P400 | PFC | FV

VRD inside | HS | AF | CEL cellulosic

Dynamic arc system | MMA PULSE | Anti Sticking

TIG LIFT | TIG PULSE | AD | IP 23

3 m, 25 mm² + 3 m, 25 mm²
065529

PFC POWER FACTOR CORRECTION
185 V — 265 V
110 V 230 V
100 m

FV FLEXIBLE VOLTAGE
85 V — 265 V
110 V 230 V
100 m

400 V • 3 ~

GYSARC 300 TRI

Heavy Duty

400 V • 3 ~

300 A — Ø 1.6 → 6.3 mm

VRD inside | HS | AF | Anti Sticking | CEL cellulosic

TIG LIFT | IP 23 | GOUGING

no accessories :
064959

GYSARC 400 TRI

Heavy Duty

400 V • 3 ~

400 A — Ø 1.6 → 6.3 mm

VRD inside | HS | AF | Anti Sticking | CEL cellulosic

TIG LIFT | GOUGING | IP 23

no accessories :
013551

OPTIONS

Pince de gougeage - Gouging Torch
- Fugenhobel-Zange
1 000 A
041516

Adaptateur gougeage
- Gouging clamp adaptor
- Fugenhobeladapter
70 mm² - 5 m
040670

Électrodes de gougeage - Gouging
- Electrodes - Fugenhobelelektrode
- Electrodos de carbono

Ø 5 mm	(x50)	069756
Ø 6.4 mm	(x50)	086081
Ø 8 mm	(x50)	086098

OPTIONS

Filter kit
046580



Hand remote control RC-HA1
8 m
045675

JOBSITE XL
600 x 1150 x 584 mm
039568

MMA KIT 7 500 A
047419

L m	model	L m	model	mm²	mm²
5	SHARK X500.95	4	TYREX 600.95	50	35/50

TIG torch kit SR17 V (valve)
4 m, 35 / 50 mm², Ø13
044401

CE NORM. EN60974-1	MADE IN GYS CHINA	~	50 / 60 Hz	m	A	A	P400	VRD	HS	AF	Anti sticking	CEL	TIG Lift	IP 23	for normal use	I (60%)	X% (I2 max)	100%	Uo	cm / kg		
						I2	INTEGRATED TECHNOLOGY								X% GYS (20°C)	EN60974-1 (40°C)					Protected & compatible power generator (+/-15%)	
GYSARC 220 FV CEL	1	230 V	2	16	10 → 220		▪	▪	▪	▪	▪	▪	▪	▪	40% @ 220 A	130 A	20%	100 A	86 V	42 × 21 × 35/ 10.5	10 kW	12.5 kVA
		110 V		32	10 → 120										60% @ 120 A	90 A	30%	70 A	80 V			
GYSARC 300 TRI	3	400 V	3	16	20 → 300		—	▪	▪	▪	▪	▪	▪	▪	100% @ 300 A	300 A	60%	230 A	83 V	54 × 46 × 28/ 26	10 kW	12.5 kVA
GYSARC 400 TRI	3	400 V	4	32	20 → 400		—	▪	▪	▪	▪	▪	▪	▪	100% @ 400 A	400 A	60%	350 A	84 V	58 × 52 × 30/ 38	30 kW	36 kVA

PORTE-ÉLECTRODES - Electrode holders - Elektrodenhalter - Portaelectrodos - Elektrodenhouder - Porta electrodos

HELIX, VESTALE & PYTHON

	HELIX T200.25	HELIX T300.50	HELIX T400.70	HELIX PRO T400.70	HELIX PRO T500.95	PYTHON T500.95	VESTALE T500.95
A	200 A	300 A	400 A	400 A	500 A	500 A	500 A
max	25 mm²	50 mm²	70 mm²	70 mm²	95 mm²	95 mm²	95 mm²
A (X%)	200A (35%) 150A (60%)	300A (35%) 250A (60%)	400A (35%) 300A (60%)	400A (35%) 300A (60%)	500A (35%) 400A (60%)	500A (35%) 400A (60%)	500A (35%) 400A (60%)
min/max	2 > 3.2 mm	2 > 4 mm	2 > 6.3 mm	1.6 > 6.3 mm	2 > 8 mm	1.6 > 8 mm	2 > 8 mm
x1 (vrac)	043497	038288	043732	039919	039902	038011	038097

SHARK

	SHARK X200.35	SHARK PRO C300.35	SHARK X300.50	SHARK X400.70	SHARK C400.95	SHARK X500.95	SHARK C600.120
A	200 A	300 A	300 A	400 A	400 A	500 A	600 A
max	35 mm²	35 mm²	50 mm²	70 mm²	95 mm²	95 mm²	120 mm²
A (X%)	200A (35%) 150A (60%)	300A (35%) 250A (60%)	300A (35%) 250A (60%)	400A (35%) 300A (60%)	400A (35%) 300A (60%)	500A (35%) 400A (60%)	600A (35%) 500A (60%)
min/max	1.6 > 4 mm	1.6 > 4 mm	1.6 > 5 mm	2 > 6.3 mm	2 > 6.3 mm	2 > 8 mm	2 > 10 mm
x1 (vrac)	043503	039926	043510	038004	043725	043718	046542
*x1 (blister)	043602		043701				
	x 50 043558		x 25 043565				

PORTE-ÉLECTRODES ASSEMBLÉS
- Electrode holder kits
- Montierter Elektrodenhalter

A		L m	mm²	mm²	Ø		ref.
150 / 200	SHARK X200.35	4	16	10 / 25	9	x1	043848
200	SHARK X200.35	4	25	35 / 50	13	x1	043855
300	SHARK X300.50	4	35	35 / 50	13	x1	043862
500	SHARK X500.95	4	50	35 / 50	13	x1	043879
600	SHARK C600.120	5	70	35 / 50	13	x1	047006

KIT POUR POSTES MMA (CÂBLES + PINCES + CONNECTEURS)
- MMA kits (Electrode holder + earth clamp + cable/connectors)
- Kit MMA (cables + pinzas + conectadores)
- MMA-Sets (Elektrodenhalter + Masseklemme montiert)

	A	L (m)	model	L (m)	model	mm²	mm²	Ø		Ref.
kit 1	150/200 A	1.6	SHARK X200.35	2	CROCO A200.35	16	10 / 25	9	x1	047372
kit 2	200 A	1.6	SHARK X200.35	2	CROCO A200.35	25	10 / 25	9	x1	047389
kit 3	200 A	3	SHARK X300.50	3	CROCO T400.70	25	10 / 25	9	x1	047396
kit 4	200 A	3	SHARK X300.50	3	CROCO T400.70	25	35 / 50	13	x1	047402
kit 5	300 A	4	HELIX T300.50	4	CROCO T400.70	35	35 / 50	13	x1	047341
kit 6	300 A	4	SHARK X400.70	4	CROCO T400.70	35	35 / 50	13	x1	038295
kit 7	500 A	5	SHARK X500.95	4	TYREX 600.95	50	35 / 50	13	x1	047419
kit 8	600 A	5	SHARK C600.120	4	TYREX 600.95	70	35 / 50	13	x1	047426

OPTION TIG LIFT - TIG torch with valve - WIG-Schlauchpacket

TIG torch kit SR17V (valve)
4 m

for 10 / 25 mm², Ø9 :
✓ GYSMI 130P / 160P / 200P / E160 / E163 / E200 FV
✓ PROGYS 180A / 183E / 200A PFC
044425

for 35 / 50 mm², Ø13 :
✓ GYSARC 220 FV CEL / 300TRI / 400TRI
✓ PROGYS 200E FV CEL / 220E FV CEL / 250 TRI / CEL 250 TRI / FLEX 280 CEL / EXAGON 400
044401

BINZEL

GUIDE CÂBLE DE SOUDAGE
- Welding cable hitch - Schweißkabelführung

044234

SUPPORT PORTE-ÉLECTRODES MAGNÉTIQUE
- Electrode holder stand with magnetic base - magnetischer Elektrodenhalter

038028

GOUGEAGE - Gouging - Fugenhobeln

Pince de gougeage - Gouging Torch
- Fugenhobel-Zange, 1 000 A
041516

Câblepour pince de gougeage
- Cable for gouging torch
- Anschlusskabel für Fugenhobel-Brenner
70 mm² - 5 m
040670

Électrodes de gougeage - Gouging - Electrodes
- Fugenhobelelektrode - Electrodos de carbono

Ø 5 mm	(x50)	069756
Ø 6.4 mm	(x50)	086081
Ø 8 mm	(x50)	086098

MARTEAUX À PIQUER - Chipping Hammers - Schlaghammer - Martillos

HAMMER 260
260 mm, 240 g (x1)
044159

HAMMER 285
285 mm, 425 g (x1)
044128

HAMMER 370 PRO
Premium
270 mm / 370 g (x1)
066663

HAMMER 290 PRO
Premium
290 mm, 465 g (x1)
044135

HAMMER 320 PRO
Premium
320 mm, 425 g (x1)
044142

BROSSES - Wire brushes - Bürsten - Spazzola - Cepillos

			Acier - Steel - Stahl - Acero - Staal - Aço		Inox - Stainless - Edelstahl	
A	4	—	(x1)	044241	(x1)	044258
			(x24)	044265	(x24)	044272
B	3	—	(x1)	044227	(x1)	044289
C	2	•	(x1)	044166	—	
D		—	(x1) Laiton - Brass	038073	—	
			(x1) Zinc	038080		

ACIER/STEEL

6013 - Rutile - Rutile- Rutilos - Rutielen - Rútilos

Normes - Norms - Normen - Norma
AWS A 5.1 : E 6013
EN ISO 2560-A : E 420 RC 11
DB - Zulassung-Nr : 10.064.02

Position
Polarity (-)

Mechanic
Re : 440 Mpa
Rm : 540 Mpa
A 5 d : 24%
Impact energy : 0°C 50j

	⌀	L	x ...			kg
A	Ø 1.6	300	210	■		085114	1.65
A	Ø 2.0	350	155	■		085121	2.08
A	Ø 2.5	350	110	■		085138	2.11
A	Ø 3.2	350	70	■		085145	2.09
A	Ø 4.0	350	47	■		085152	2.21
B	Ø 2.0	350	355		■	085022	4.82
B	Ø 2.5	350	230		■	085039	4.46
B	Ø 3.2	350	165		■	085046	4.85
B	Ø 4.0	350	110		■	085053	5.39

⌀	x ...	
Ø 1.6	17	084315
	50	084414
Ø 2.0	13	084322
	50	084421
Ø 2.5	11	084339
	50	084438
Ø 3.2	9	084346
	50	084445
Ø 4.0	8	084353
	50	084452

⌀	L	x ...		kg
Ø 2.5	350	75	081598	1.5
		252	086005	4.6
Ø 3.2	350	54	081604	1.7
		172	086012	5
Ø 4.0	350	117	086029	5

7018 (low hydrogen) - Basic - Basisch - Baísicos - Basis

Normes - Norms - Normen - Norma
AWS A 5.1 : E 7018-1
ISO 2560-A : E 42 4B 42 H5

Position
Polarity (+/-)

Mechanic
Re : 470 Mpa
Rm : 560 Mpa
A 5d : 26%
Impact energy : -40°C 60j
H2-H5 (5 ml/100 g)

⌀	L	x ...			(2 kg) AIR SEALED
Ø 2.0	300	13	A	066717	
Ø 2.5	350	10	A	066724	
		210	B	081918	
		84			081970
Ø 3.2	350	7	A	066731	
		130	B	081925	
		54			081987
Ø 4.0	350	6	A	066748	
		96	B	081932	
		38			081994

ALUMINIUM - Aluminium - Aluminio

4043

Normes - Norms - Normen - Norma
AWS A 5.3 : E 4043
ISO 18273 : Al 4043 A
DIN 1732 : EL-AlSi5

Position
Polarity (+)

Mechanic
Re : 100 MPa
Rm : 200 MPa
A 5 d : 5%
Impact energy : -20°C 20j

⌀	x ...		kg
Ø 2.5	7	073708	–
Ø 3.2	5	084803	–
Ø 3.2	147	081949	2

ACIER INOXYDABLE - Stainless Steel - Edelstahl

312R

Position
Polarity (+)

Normes - Norms - Normen - Norma
AWS 5.4 / E312-16
EN ISO 3581-A / E 29 9 R

Mechanic
Re : 450 MPa
Rm : 680 MPa
A 5 d : 25%
Impact energy : -20°C 60j

Dissimilar Electrodes - Maintenance & Repair

⌀	x ...	
Ø 2.0	84	073661
Ø 2.5	54	081475
Ø 3.2	28	081468
Ø 4.0	19	073678

308L

Position
Polarity (+)

Normes - Norms - Normen - Norma
AWS A 5.4 : E 308 L-17
EN ISO 3581-A : E 19 9L R32

Mechanic
Re : 380 MPa
Rm : 600 MPa
A 5 d : 38%
Impact energy : -20°C 60j

⌀	x ...	
Ø 2.0	14	073692
Ø 2.5	10	082328

316L

Position
Polarity (+)

Normes - Norms - Normen - Norma
AWS A 5.1 : E 316 L-16
EN ISO 3581-A : E 19 12 3L R31
DIN 8556 : E 19 12 3 NCR23

Mechanic
Re : 350 MPa
Rm : 490 MPa
A 5 d : 30%
Impact energy : -20°C 60j

⌀	x ...	
Ø 1.6	14	073685
Ø 2.0	12	082359
Ø 2.5	10	082335
Ø 2.5	30	081499
Ø 3.2	8	082342
Ø 3.2	25	081482
Ø 3.2	600 (20 kg)	081963

FONTE - Cast Iron- Gusselektroden - Hierro Colado - Gietijzer - Ferro Fundido

Normes - Norms - Normen - Norma
AWS A 5.15 : E Ni Fe CI
EN ISO 1071 : EC NiFe-CI1
DIN 8573 : E Ni Fe BG 13

Position
Polarity (+)

Mechanic
Re : 390 MPa
Rm : 550 MPa

⌀	x ...	
Ø 2.5	12	083332
Ø 3.2	9	083349
Ø 3.2	156	081956

RECHARGEMENT - Hardfacing - Auftragschweißen - Recargue - Herladen - Enchimento

Normes - Norms - Normen - Norma
EN 14700 : E Fe 2
DIN 8555 : E2-UM-60

Position
Polarity (-)

Mechanic
55/60 HRC
580-610 HB

⌀	L	x ...		kg
Ø 3.2	450	141	081529	6.6
Ø 4.0	450	93	081512	6.8

⌀	L			
Ø 2.5	350	46	081543	1
Ø 3.2	450	22	081574	1
Ø 4.0	450	14	081581	1

CARQUOIS ISOTHERMIQUE POUR ÉLECTRODES

- Electrode canister - Thermo-Isolierbox für Schweißelektroden

45 cm
Capacité - Capacity - Kapazität - Capacidad : 7 kg

060258

ÉTUVES ÉLECTRODES - Electrodes oven - Elektrodenofen

DRY 5.150
Capacity : 5 kg - 150°C
060685

DRY 5.200R
Capacity : 5 kg - 50>200°C
060692

DRY 10.350R
Capacity : 10 kg - 50>400°C
060708



GYS
INVEST IN THE FUTURE

TIG/GTAW

DC
160 › 400 A

PROTIG DC	20
TITAN	22

AC/DC
200 › 400 A

PROTIG AC/DC	24
TITANIUM	26

COMPLETE PACKS	28
ACCESSORIES & CONSUMABLES	29

TIG DC

Youtube

EN 1090

PATENTS REGISTERED
EUROPEAN TRADEMARK & DESIGN

PFC POWER FACTOR CORRECTION
185 V ⇄ 265 V
100 m

FV FLEXIBLE VOLTAGE
85 V ⇄ 265 V
100 m

SR SECONDARY REGULATION
I (A) STABLE

IP 23 INDOOR /OUTDOOR

AD ANTI-DUST VENTILATION CORRIDOR

160 A — 230 V • 1 ~

P400 | L/DB

2m, 16mm² 1.6m, 16mm² SR17DB, 4m

TIG 160 DC LIFT
011106

PROTIG 160 DC LIFT
077287

PROTIG 161 DC

160 A — 230 V • 1 ~

P400 | SR | AID | TIG PULSE | L/DB | MMA PULSE

no accessories :
066649

2m, 25mm² 2 m, 25mm² SR17DB, 4m
062054

PROTIG 200 DC

200 A — 230 V • 1 ~

P400 | SR | AID | TIG PULSE | L/DB | MMA PULSE

2m, 25mm² 2m, 25mm² SR26DB, 4m
062009

PROTIG 201 DC FV

200 A — 110 → 230 V • 1 ~

P400 | PFC | FV | SR | AID | TIG PULSE | L/DB/P | MMA PULSE | VRD inside

no accessories :
065772

2m, 25mm² 2m, 25mm² SR17DB, 4m
065765

PROTIG 221 DC FV

220 A — 110 → 230 V • 1 ~

P400 | PFC | FV | SR | AID | TIG PULSE | L/DB/P | MMA PULSE

no accessories :
070905

TIG 300 DC

300 A — 400 V • 3 ~

SR | AID | TIG PULSE | CONNECT 5 ARC ON | L/DB/P | CEL cellulosic | MMA PULSE | AD | IP 23

no accessories :
012318

OPTIONS

Heavy-duty case
- Valise de chantier
- Hartschalenkoffer
3.9 kg

✓ 160 DC-LIFT
✓ 161 DC

060432

details p.101

Wheeled heavy-duty case XL
- Valise de chantier à roulettes XL
- Rollkoffer XL
9.5 kg

✓ 160 DC-LIFT
✓ 161 DC
✓ 200 AC/DC
✓ 201 AC/DC

077461

details p.101

IP67

NEW

Foot pedal RC-FA1
4 m
045682

Hand remote control
RC-HA1 8 m
045675

EN60974-1		50 / 60 Hz	AM A	I_2 TIG A	I_2 MMA A	P400	PFC	FV	SR	AID	TIG PULSE	MMA PULSE	CEL	AD	IP23	TIG EN60974-1 (40°C) IA (60%)	TIG X% (12 max)	TIG 100%	MMA EN60974-1 (40°C) IA (60%)	MMA X% (12 max)	Uo	cm	kg	Protected & compatible power generator (+/-15%)	
MADE IN FRANCE	TIG 160 DC Lift	230 V 1~	16	20 → 160	20 → 160	■	—	—	—	—	—	—	—	—	—	95 A	22 %	—	80 A	17 %	72 V	21 x 27 x 14	9	6 kW	7.5 kVA
	PROTIG 160 DC Lift																								
	PROTIG 161 DC	230 V 1~	16	10 → 160	10 → 160	■	—	—	■	■	0.1 → 100 Hz	0.4 → 20 Hz	—	—	—	105 A	20 %	95 A	95 A	15 %	92 V	36 x 28 x 16	7.5	6 kW	7.5 kVA
MADE IN GYS CHINA	PROTIG 200 DC	230 V 1~	16	5 → 200	10 → 160	■	—	—	■	■	0.1 → 900 Hz	0.4 → 20 Hz	—	—	—	115 A	20%	90 A	90 A	20 %	65 V	43 x 33 x 21	10	7.5 kW	10 kW
MADE IN FRANCE	PROTIG 201 DC FV	110 V 1~	32	10 → 180	10 → 140	■	■	■	■	■	0.1 → 2000 Hz	0.4 → 20 Hz	—	—	—	125 A	25 %	110 A	100 A	25 %	70 V	41 x 20 x 23	10	7.5 kVA	
		230 V 1~	16	10 → 200	10 → 200											165 A	30 %	140 A	135 A	20 %					
	PROTIG 221 DC FV	110 V 1~	32	5 → 180	10 → 140	■	■	■	■	■	0.1 → 2000 Hz	0.4 → 20 Hz	—	—	—	125 A	40 %	140 A	120 A	30 %	76 V	43 x 30 x 23	13	8.5 kW	
		230 V 1~	13	5 → 220	10 → 200											165 A	35 %		135 A	25 %					
	TIG 300 DC	400 V 3~	16	5 → 300	10 → 250	—	—	—	■	■	0.1 → 2000 Hz	0.4 → 20 Hz	■	■	■	255 A	35 %	240 A	220 A	30 %	90 V	52 x 40 x 25	23	10 kW	12.5 kVA

TIG DC

TIG

STANDARD DC | SPOT | LIFT | PULSE | TACK

WAVE FORMS | E TIG

Pulse
16 combinations

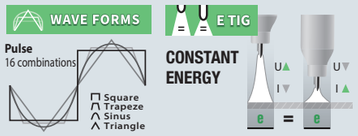

MMA

STANDARD | PULSE

EVOLUTION

SOFTWARE UPDATE

PRODUCTIVITY

QUICK LOAD | MULTIJOB

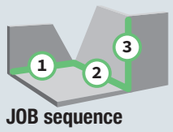

AUTOMATION

CONNECT 5 ARC ON
for Automation
(5 programs)

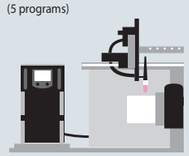

SAM ✓
Automation module compatibility
SAM
(details p.61)

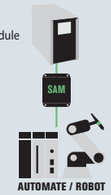

NEW 03/2023

2 m
230V

OPTION
Cooling unit **Koolweld 1**
800 W, 5.5 L, 15 kg
liquid not included
070820

TIG HF | MULTI SPOT | MULTI TACK

TITAN 231 DC FV

230 A | 230 V • 1 ~

SR | PFC | FV | AID | L/DB/P | IP 23

CEL cellulosic | MMA PULSE

no accessories :
075245

70/95 mm²
Ø 13 mm

5 m
400V

OPTION
Cooling unit **WCU 1kW C**
1000 W, 5.5 L, 15 kg
liquid not included
013537

EN 1090

TITAN 400 DC

400 A | 400 V • 3 ~

FAST PULSE 10 › 20 kHz | AID | SR | L/DB/P | IP 23

no accessories :
013520

OPTIONS

Foot pedal RC-FA1
4 m
045682

045699

Hand remote control RC-HA1
8 m
045675

Remote control RC-HD2
062122

details p.56

Filter kit
046580

USB key
16 Go/GB included
062344

Skate TITAN (+WCU)
700 x 100 x 350 mm
037717

NEW

Diable 10m³ XL
for Titan 231 DC FV
076341

EN60974-1	MADE IN FRANCE	50 / 60 Hz	AM	I_2 TIG	I_2 MMA	INTEGRATED TECHNOLOGY							TIG EN60974-1 (40°C)			MMA EN60974-1 (40°C)					Protected & compatible power generator (+/-15 %)
			A	A	A	SR	TIG PULSE	E TIG	WAVE FORMS	MMA PULSE	CEL	IP23	I (60%)	X% (I2 max)	100%	IA (60%)	X% (I2 max)	Uo	cm	kg	
TITAN 231 DC FV		230 V 1~	16	3 → 230	5 → 230	■	0.1 → 2 500 Hz	■	■	■	■	■	200 A	45 %	160 A	145 A	22 %	77.5 V	49 x 26 x 40	16.5	8.5 kW
			32										215 A	50 %	200 A	175 A	25 %	77.5 V			
		110 V 1~	32										120 A	40 %	100 A	85 A	23 %	69 V			
TITAN 400 DC		400 V 3~	32	3 → 400	5 → 400	■	0.1 → 20 000 Hz	■	■	■	■	■	400 A	60 %	360 A	400 A	60 %	82 V	68 x 30 x 54	40	30 kW

TIG AC/DC

Youtube

VRD inside Voltage Reduction Device

Software & Hardware protection

	Uo (EN60974-1)	U (Voltmeter)
VRD ON	26 V	29 V
VRD OFF	70 V	57 V
ON → OFF sensibility	< 200 Ω	
OFF → ON delay	< 0.3 s	

PROTIG 200 AC/DC

200 A 230 V • 1 ~

P400 | SR | VRD inside | TIG PULSE | L|DB | AD | MMA PULSE

2m, 25mm² | 2m, 25mm² | SR26DB, 4m

068742

PROTIG 201 AC/DC FV

200 A 110 → 230 V • 1 ~

P400 | PFC | FV | SR | VRD inside | TIG PULSE | L|DB|P | AD | MMA PULSE

no accessories :

061828

2m, 25mm² | 2m, 25mm² | SR26DB, 4m

PROTIG 201L AC/DC

200 A 230 V • 1 ~

P400 | PFC | SR | VRD inside | TIG PULSE | L|DB|P | AD | MMA PULSE

no accessories :

062610

2m, 25mm² | 2m, 25mm² | SR20DB, 4m

063952

ACCESSIBILITY

ERGONOMIC & EASY
Large 5 inch LCD colour screen

8 languages
- French
- English
- German
- Italian
- Spanish
- Portuguese
- Dutch
- Russian

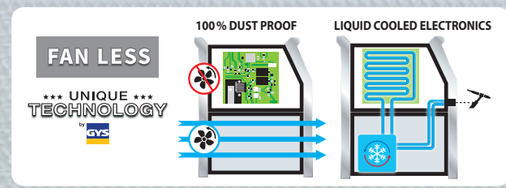

TIG

STD AC/DC	SPOT
PULSE	TACK
LIFT	AC MIX

MMA

STANDARD | PULSE | MMA AC

AUTOMATION

CONNECT 5 ARC ON

for Automation (5 programs)

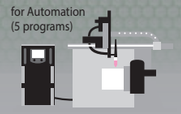

OPTION

10 m³

Skate TIG 250 AC/DC
for TIG 250 AC/DC
max 10 m³ (50 l)
80 x 47 x 90 cm / 8 kg
12 x 37 x 58 cm / 8,8 kg
040960

TIG 250 AC/DC

250 A 400 V • 3 ~

250A 60 % TIG | SR | AID | TIG PULSE | CONNECT 5 ARC ON | L|DB|P | IP 23 | FAN LESS

no accessories :

012004

OPTIONS

Foot pedal RC-FA1
4 m
045682

Hand remote control RC-HA1
8 m
045675

Cooling liquid (not included)

5 L
062511

10 L
052246

Screen protections
(x5)
044043

				I2 TIG A		INTEGRATED TECHNOLOGY										TIG EN60974-1 (40°C)					MMA EN60974-1 (40°C)		Freq. AC					Protected & compatible power generator (+/-15 %)	
EN60974-1		50/60Hz	A	AC	DC	P400	PFC	FV	SR	AID	TIG PULSE	WAVE FORMS	IP23	FAN LESS	AD	I (60%)		X% (I2 max)		100 %	I (60%)	X% (I2 max)	Hz	Uo	mm²	cm	kg		
MADE IN GYS CHINA	PROTIG 200 AC/DC	230V•1~	13	10→200	10→160	■	—	—	■	■	0.1 → 2000Hz (DC) 0.1 → 10 Hz (AC)	—	—	—	■	AC 90 A	DC 100 A	AC 13%	DC 25%	—	100 A	25%	20 → 200	70 V	Ø 13, 35/50	41 × 36 × 24	15	7.5 kW	10 kVA
MADE IN FRANCE	PROTIG 201 AC/DC FV	110V•1~	20	10→160	10→160	■	■	■	■	■	0.1 → 2000Hz (DC) 0.1 → 10 Hz (AC)	—	—	—	■	AC 105 A	DC 120 A	AC 20%	DC 25%	—	90 A	32%	20 → 200	70 V	Ø 13, 35/50	41 × 36 × 24	15	7.5 kW	
		230V•1~	13	10→200	10→160											AC 90 A	DC 100 A	AC 13%	DC 25%		100 A	25%							
	PROTIG 201 L AC/DC	230V•1~	13	10→200	10→160	■	■	—	■	■	0.1 → 2000Hz (DC) 0.1 → 10 Hz (AC)	—	—	—	■	AC 90 A	DC 100 A	AC 13%	DC 25%	—	100 A	25%	20 → 200	70 V	Ø 13, 35/50	43 × 50 × 24	20.5	7.5 kW	
	TIG 250 AC/DC	400V•3~	16	10→250	5→250	—	—	—	■	■	0.1 → 2500Hz (DC) 0.1 → 2Hz (AC)	—	■	■	—	AC/DC : 250 A		AC/DC : 60%		200 A	230 A	40%	20 → 200	85 V	Ø13, 35/50	48 × 80 × 75	58	10 kW	12.5 kVA

TIG AC/DC

CUSTOMISATION

ACCESSIBILITY

3 interface levels

- EASY
- ADVANCED
- EXPERT

10 languages

- French
- English
- German
- Italian
- Spanish
- Czech
- Dutch
- Russian
- Chinese
- Japanese

TIG DC Synergic

TIG AC Pulse

TIG DC Tack

TIG

STANDARD AC/DC	HF / LIFT / TOUCH HF	WAVE FORMS	E TIG	HF REG
PULSE	SPOT / MULTISPOT			
FAST PULSE 2.5 › 20 kHz	TACK / MULTITACK			
	AC MIX			

AC & Pulse 16 combinations

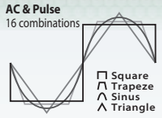

CONSTANT ENERGY



MMA

STANDARD	PULSE	15 › 150 HZ
MMA AC	WAVE FORMS	

MANUAL

QUICK LOAD — MULTIJOB

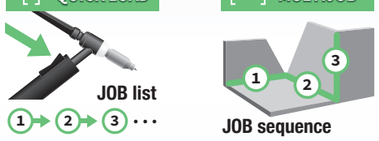

AUTOMATION

CONNECT 5 ARC ON — for Automation (5 programs)

SAM ✓ Automation module compatibility SAM **(details p.61)**

WIZARD ALU

PATENTS REGISTERED

Alu Spot welding without filler metal

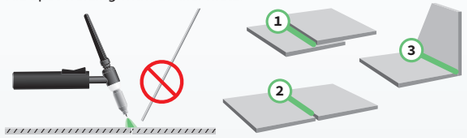

TIG WIZARD

Welding research & development

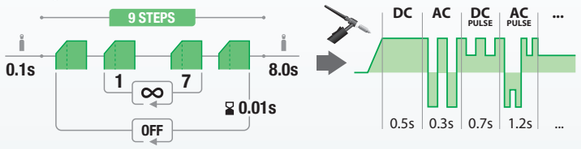

DEGAUSS

Pack				
TITANIUM 400 DEGAUSS 067981	TITANIUM 400 AC/DC 013568	RC-DEGAUSS, 8m 066496	DEGAUSS cables kit (2x13)+(1x20) m, Texas 50.21 067929 (50 mm², Ø 21 mm)	DEGAUSS USB key 067974

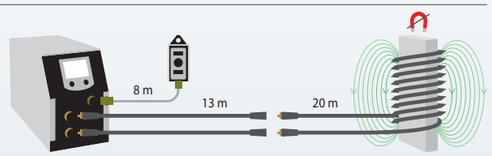

CONNECTIVITY

TRACEABILITY

History data export

- QMOS - WPQR
- DMOS - WPS

ENERGY CONTROL : 20 kHz, kJ or kJ/cm

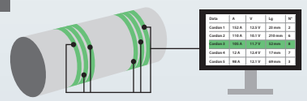

PORTABILITY

Share configuration & jobs

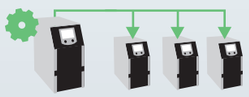

SOFTWARE UPDATE

Titanium evolutions

IP 23 INDOOR / OUTDOOR

Remote control RC-HD2 062122

details p.56

OPTION T/M 400 A 10m³ 037328

details p.103

QUICK ASSEMBLY



Cooling unit quick connection Titanium 230 076006

NEW

TITANIUM 230 AC/DC FV

230 A | 110-230 V • 1 ~ | **230A** 35 % TIG

PFC FV SR L/DB/P IP 23 TIG PULSE MMA PULSE

no accessories : 061996

SR26DB, 8m 075924 — 4m, 25mm²

TITANIUM 400 AC/DC

400 A | 400 V • 3 ~ | **400A** 60 % TIG

SR L/DB/P IP 23 TIG PULSE MMA PULSE

no accessories : 013568

OPTIONS

for Titanium 230 **Diable 10m³ XL** 076341

details p.103

Skate 073593

NEW **Trolley 10m³ L** 075498 details p.103

for Titanium 230: NEW Cooling unit **Koolweld 1** 800 W, 5.5 l, 15 kg liquid not included 070820

for Titanium 400: Cooling unit **WCU 1kW C** 1000 W, 5.5 l, 15 kg liquid not included 013537

Foot pedal RC-FA1 4 m 045682 — 045699

Hand remote control RC-HA1 8 m 045675

Filter kit 046580

USB key 16 Go/GB included 062344

EN60974-1	MADE IN FRANCE	50/60 Hz	A	A	SR	TIG PULSE	E TIG	WAVE FORMS	MMA PULSE	CEL	AD	IP23	EN60974-1(40°C) TIG I (60%)	X% (12 max)	100%	EN60974-1 (40°C) MMA I (60%)	X% (12 max)	Freq. AC	Uo	mm²	cm	kg	Protected & compatible power generator (+/-15 %)
TITANIUM 230 AC/DC FV		110 V 1~	32	140 A	■	0.1 → 20 000 Hz (DC) 0.1 → 500 Hz (AC)	■	■	■	–	■	■	140 A	100 %	140 A	130 A	50 %	20 → 300	55	Ø13 35/50	49 × 26 × 44	22,4	8,5 KW
		230 V 1~	16	5 → 230 (AC) 3 → 230 (DC)									190 A	35 %	160 A	160 A	20 %						
TITANIUM 400 AC/DC		400 V 3~	16	5 → 400 (AC) 3 → 400 (DC)	■	0.1 → 20 000 Hz (DC) 0.1 → 500 Hz (AC)	■	■	■	■	■	■	400 A	60 %	360 A	400 A	60 %	20 → 300	85	Ø13 70/95	70 × 48 × 30	43	30 kW

PROTIG 221 DC FV

pack PROTIG 221 DC FV AL1 072749	SR26 L, 8 m 046184	—	4 m, 25 mm² 043794	—	—
pack PROTIG 221 DC FV ADB1 072763	—	SR26 DB, 8 m 046177	4 m, 25 mm² 043794	—	—
pack PROTIG 221 DC FV WL1 072770	SR20 L, 8 m 046153		4 m, 25 mm² 043794	WCU0.5kW A 039490	Diable 10m³ 039704
pack PROTIG 221 DC FV WDB1 072787		SR20 DB, 8 m 046146	4 m, 25 mm² 043794	WCU0.5kW A 039490	Diable 10m³ 039704

TIG 300 DC

pack TIG 300 DC AL1 012325	SR26 L, 8 m 046184	—	4 m, 25 mm² 043794	—	—
pack TIG 300 DC AL2 012332	SR26 L, 8 m 046184	—	4 m, 25 mm² 043794	—	Diable 10m³ 039704
pack TIG 300 DC ADB1 012349	—	SR26 DB, 8 m 046177	4 m, 25 mm² 043794	—	—
pack TIG 300 DC ADB2 012356	—	SR26 DB, 8 m 046177	4 m, 25 mm² 043794	—	Diable 10m³ 039704
pack TIG 300 DC WL1 012363	SR20 L, 8 m 046153	—	4 m, 25 mm² 043794	WCU0.5kW B 032217	—
pack TIG 300 DC WDB1 012370	—	SR20 DB, 8 m 046146	4 m, 25 mm² 043794	WCU0.5kW B 032217	Diable 10m³ 039704
pack TIG 300 DC WDB2 012509	—	SR20 DB, 4 m 038202	4 m, 25 mm² 043794	WCU0.5kW B 032217	Diable 10m³ 039704

TITAN 400 DC

pack TITAN 400 DC WL 013766	450 W L, 8 m 037359	—	4 m, 70 mm² 043831	WCU1kW C 013537	10m³ T/M 400 A 037328
pack TITAN 400 DC WDB 013773	—	450 W DB, 8 m 037366	4 m, 70 mm² 043831	WCU1kW C 013537	10m³ T/M 400 A 037328

PROTIG 201 AC/DC

pack PROTIG 201 AC/DC L 066342	SR26 L, 8 m 046184	4 m, 25 mm² 043855	4 m, 25 mm² 043794	Diable 10m³ 039704	Ø 6,3/12 - 1,5 m 066670

PROTIG 201 L AC/DC

pack PROTIG 201 L AC/DC L 066359	SR20 L, 8 m 046153	4 m, 25 mm² 043855	4 m, 25 mm² 043794	10m³ XL T/M1 041257	Ø 6,3/12 - 1,5 m 066670

TIG 250 AC/DC

pack TIG 250 AC/DC L 035430	SR18 L, 8 m 045378	—	4 m, 25 mm² 043794	Skate 040960
pack TIG 250 AC/DC DB 012301	—	SR18 DB, 8 m 046092	4 m, 25 mm² 043794	Skate 040960

TITANIUM 230 AC/DC FV

pack TITANIUM 230 AC/DC FV AL1 076976	SR26 L, 8 m 046184	—	4 m, 25 mm² 043794	—	—
pack TITANIUM 230 AC/DC FV AL2 076983	SR26 L, 8 m 046184	—	4 m, 25 mm² 043794	—	Diable 10m³ XL 076341
pack TITANIUM 230 AC/DC FV ADB2 077027	—	SR26 DB, 8 m 046177	4 m, 25 mm² 043794	—	Diable 10m³ XL 076341
pack TITANIUM 230 AC/DC FV WL1 076990	SR20 L, 8 m 046153	—	4 m, 25 mm² 043794	Koolweld 1 070820	—
pack TITANIUM 230 AC/DC FV WL2 077003	SR20 L, 8 m 046153	—	4 m, 25 mm² 043794	Koolweld 1 070820	Diable 10m³ XL 076341
pack TITANIUM 230 AC/DC FV WDB1 077034	—	SR20 DB, 8 m 046146	4 m, 25 mm² 043794	Koolweld 1 070820	—
pack TITANIUM 230 AC/DC FV WDB2 077041	—	SR20 DB, 8 m 038202	4 m, 25 mm² 043794	Koolweld 1 070820	Diable 10m³ XL 076341

TITANIUM 400 AC/DC

pack TITANIUM 400 AC/DC WL 014763	450W L, 8 m 037359	—	4 m, 70 mm² 043831	WCU1kW C 013537	10m³ T/M 400 A 037328
pack TITANIUM 400 AC/DC WDB 062047	—	450W DB, 8 m 037366	4 m, 70 mm² 043831	WCU1kW C 013537	10m³ T/M 400 A 037328

Cooling liquid
(not included)

5 L
062511

10 L
052246

Pressure-regulators
(not included)

p. 117

ORBITIG

POWER SUPPLY FOR ORBITAL TIG DC

CAN OPEN PROTOCOL

REAL TIME TRACKING

✓ HF ✓ LIFT

POWER FACTOR CORRECTION PFC EN 61000-3-12 FV FLEXIBLE VOLTAGE

35/70 mm²
Ø 13 mm

ORBITIG 200A

220 A 110 → 230 V • 1 ~

PFC FV SR

no accessories :
012448

CE NORM. EN60974-1	MADE IN FRANCE	50 / 60 Hz	AM	I2	EN60974-1 (40°C)			mm²	cm	kg
			A	A	X% (I2 max)	I2 (60%)	I2 (100%)			
ORBITIG 200A		110 V 1~	32	5 → 180	40%	125A	110A	35/70	39 × 29 × 16	9
		230 V 1~	16	5 → 220	35%	165A	140 A			

CAN BUS - CAN OPEN PROTOCOL

MÉTAUX D'APPORT TIG - TIG filler rods - WIG-Schweißstäbe

	Ø (mm)	↔ (m)		⚖ (kg)	
Acier - Steel - Stahl (SG2) AWS A 5.18 : ER70S-6 EN ISO 636A : W46 4 W3Si1	1.2	1	587	5	069411
	1.6	0,33	60	0,33	087224
		1	319	5	087019
	2.0	0,33	40	0,33	087231
		1	204	5	087217
	2.4	0,33	27	0,33	069572
		1	142	5	087033
Inox - Stainless - Edelstahl (308L) AWS A 5.9 : ER 308L EN ISO 14343A : W199L	1.2	0,33	108	0,33	069510
		1	110	1	069497
		1	560	5	087118
	1.6	0,33	60	0,33	087248
		1	60	1	069428
		1	315	5	087156
	2.0	0,33	40	0,33	087255
		1	40	1	069435
		1	205	5	087163
Inox - Stainless - Edelstahl (316L) AWS A 5.9 : ER 316L EN ISO 14343A : W19 12 3L	1.2	0,33	108	0,33	069527
		1	110	1	069442
		1	560	5	069480
	1.6	0,33	60	0,33	087262
		1	60	1	069459
		1	315	5	087125
	2.0	0,33	40	0,33	087279
		1	40	1	069466
		1	205	5	087200
	2.4	1	28	1	069473
		1	140	5	087149
Alu - Aluminium - Aluminio (AlMg5) AWS A 5.10 : ER 5356 EN ISO 18273 : 5 Al 5356	1.6	0,33	60	0,33	069534
		1	920	5	087170
	2.0	0,33	40	0,33	087286
		1	590	5	087187
	2.4	0,33	27	0,33	069565
		1	410	5	087194
	3.2	1	240	5	069503
Cuivre - Copper - Kupfer (ErCu)	2.0	0,33	36	0,33	069558
Laiton - Brass - Bronze (CuZn40)	2.0	0,33	5	-	047280
Titane - Titanium - Titan T40 ERTI-2	1.6	0,33	83	0,25	069541

STYLO MÉTAUX D'APPORT TIG - TIG filler rods feeder pen - WIG Pen zur Führung des WIG-Stabes

for Ø 1.0 › 3.2 mm
130 × 15 mm

065857

COMMANDES DÉPORTÉES - Remote control - Fernregler

Foot pedal RC- FA1 (4 m)
045682

Remote control RC-HA1 (8 m)
045675

Connector
7 pt
045699

SUPPORT TORCHE TIG MAGNÉTIQUE - TIG torch stand with magnetic base - WIG-Brennerhalter mit Magnetfuß

045002

Tuyau caoutchouc
- Gas hose
Ø 6.3 X 13
(EN ISO 3821)

1.5 m 066670
4 m 046269
✂ x m 046276

Gas connection set
+ 2 clamps

5 m 045316

MIG / MAG / TIG
Débimètre bout de torche
Torch Gas Flow Meter
Durchflussmessrohr

053939

ÉLECTRODES TUNGSTÈNE - Tungsten electrodes - Wolfram Elektroden

AC & DC

WL15 LANTHANE 1.5% Gold			
Quality ★★★			
Economic			
Fe/CrNi	■■■		
Al	■■■■		
⎓	■■■		
~	■■■■		
Ø 1.6	x10	045330	
Ø 2.0	x10	045347	
Ø 2.4	x10	045354	
Ø 3.2	x10	045361	

WL20 LANTHANE 2% Blue			
Quality ★★★			
Economic			
Fe/CrNi	■■■■		
Al	■■		
⎓	■■■		
~	■■■		
Ø 1.6	x10	037137	
Ø 2.0	x10	037120	
Ø 2.4	x10	037144	
Ø 3.0	x10	037151	
Ø 3.2	x10	037168	
Ø 4.0	x10	037175	

WC CERIUM 2% Grey			
Quality ★★★			
Economic			
Fe/CrNi	■■■■		
Al	■■		
⎓	■■■		
~	■■■		
Ø 1.6	x10	063174	
Ø 2.4	x10	063181	
Ø 3.2	x10	063198	

E3® Lila			
Quality ★★			
Economic			
Fe/CrNi	■■■■		
Al	■■		
⎓	■■■		
~	■■		
Ø 1.6	x10	046733	
Ø 2.0	x10	046764	
Ø 2.4	x10	046771	
Ø 3.2	x10	046788	
Ø 4.0	x10	046795	
Ø 4.8	x10	063167	

WR2 RARE EARTHS 2% Turquoise			
Quality ★			
Economic			
Fe/CrNi	■■		
Al	■		
⎓	■■		
~	■		
Ø 1.6	x10	044586	
Ø 2.0	x10	044593	
Ø 2.4	x10	044609	
Ø 3.2	x10	044616	

LYMOX LUX® W + RARE EARTHS 4% Fuchsia/Grey			
Quality ★★★			
Economic			
Fe/CrNi	■■■■		
Al	■■■■		
⎓	■■■		
~	■■■■		
Ø 1.6	x10	072428	
Ø 2.0	x10	072435	
Ø 2.4	x10	072442	
Ø 3.2	x10	072459	

AC

WP PUR Green			
Quality ★★			
Economic			
Fe/CrNi			
Al	■■■		
⎓			
~	■■■		
Ø 1.6	x10	044555	
Ø 2.0	x10	046719	
Ø 2.4	x10	044579	
Ø 3.2	x10	046726	

WAG 40 / AFFUTEUR ÉLECTRODES TUNGSTÈNE - Tungsten electrode grinder - Wolframelektroden-Anschleifgerät

BEST FROM GERMANY

with accessories :
045415

INCLUDED

Adaptateurs électrode
- Electrode adaptor
- Spannzange Ø 1.6 - Ø 2.4 - Ø 3.2 mm

Filtre poussière - Dust filter - Filterkassette
045422

Disque diamanté Ø 40/ Diamond blade cutting disc Ø 40 / Diamantschleifscheibe Ø 40
045439

Adaptateurs électrode - Electrode adaptors
- Spannzange

Ø 1 045446
Ø 2 045453
Ø 4 045460

1~ 230V

Réglage angulaire continu :
15 > 180 °
- Continuous angular adjustment : 15 > 180 °
- Stufenlose Einstellung des Anschleifwinkels zwischen 15 > 180°

Filtre
à particules
de meulage intégré
- Integrated and exchangeable filter
- Integrierte Absaugung mit auswechselbarer Filterkassette

Ajustement précis du «Stick out» (0.3mm)
- Precise adjustment of the «Stick out» (0.3mm)
- Tiefenlehre zum Einstellen der Elektrodenlänge (0.3mm)



CONNEXIONS TORCHE -TORCH Connections

DIN (5pts) x1
045729

Amphenol
(7 pts, male) x1
046238

Amphenol
(7 pts, female) x1
064379

ADAPTATEUR/ADAPTOR Femelle/Female > Mâle/Male
DIN 5 pts > **Amphenol** 7 pts (x1) 038486
Amphenol 7 pts > **DIN** 5 pts (x1) 038493

GAZ - GAS Ø 5 mm
x2
045705

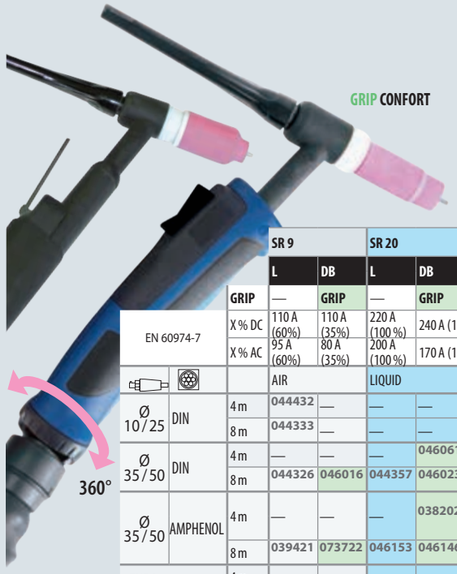

= original equipment			SR 9		SR 17		SR 26			SR 20			SR 18		260 W	450 W		
PROTIG 161 DC	Ø 35 / 50	AMPHENOL	L	DB	L	DB	L	DB										
PROTIG 201 DC FV	Ø 35 / 50	AMPHENOL					L	DB	P									
TIG 300 DC	Ø 35 / 50	AMPHENOL					L	DB	P	L	DB	P			L	L	DB	P
TITAN 400 DC	Ø 35 / 50	AMPHENOL														L	DB	P
PROTIG 201 AC/DC FV	Ø 35 / 50	AMPHENOL					L	DB	P									
PROTIG 201 AC/DC	Ø 35 / 50	AMPHENOL					L	DB	P	L	DB	P						
TIG 250 AC/DC	Ø 35 / 50	AMPHENOL											L	DB	L	L	DB	P
TITANIUM 400 AC/ DC	Ø 35 / 50	AMPHENOL														L	DB	P
EXATIG	Ø 35 / 50	AMPHENOL					L	DB	P							L	DB	P

		SR 9		SR 20			SR 17				SR 18		SR 26			260 W	450 W		
		L	DB	L	DB	P	V	BASIC	L STANDARD	DB	L	DB	L	DB	P	L	L	DB	P
	GRIP	—	GRIP	—	GRIP	GRIP	—	—		GRIP	—	GRIP	—	GRIP	GRIP	GRIP	GRIP	GRIP	GRIP
EN 60974-7	X % DC	110 A (60%)	110 A (35%)	220 A (100 %)	240 A (100 %)		140 A (60%)			140 A (35 %)	320 A (100 %)	320 A (100 %)	240 A (60%)	180 A (35%)		240 A (100 %)	400 A (100 %)		
	X % AC	95 A (60%)	80 A (35%)	200 A (100 %)	170 A (100 %)		125 A (60%)			100 A (35 %)	240 A (100 %)	230 A (100 %)	200 A (60%)	130 A (35%)		170 A (100 %)	280 A (100 %)		
		AIR		LIQUID			AIR				LIQUID		AIR			LIQUID			
Ø 10 / 25 DIN	4 m	044432	—	—	—	—	044425	—	—	046009	—	—	—	—	—	—	—	—	—
	8 m	044333	—	—	—	—	—	—	—	—	—	—	—	—	—	—	—	—	—
Ø 35 / 50 DIN	4 m	—	—	—	046061	—	044401	044449	061583	046030	—	—	044463	046054	046115	—	—	—	—
	8 m	044326	046016	044357	046023	046139	—	044340	061590	046047	—	—	044371	046078	046122	—	—	—	—
Ø 35 / 50 AMPHENOL	4 m	—	—	—	038202	—	—	—	073739	069398 072213	—	046085	073753	038271 072220	—	039346	—	—	
	8 m	039421	073722	046153	046146	047860	—	—	073746	069404	045378	046092	046184	046177	047877	039353	037359	037366	060760
EURO - connector (MIG)	4 m	—	—	—	—	—	—	—	—	046108	—	—	—	—	—	—	—	—	—
	8 m	—	—	—	—	—	—	—	—	—	—	—	—	063747	—	—	—	—	—

Included with torches

* Inclus (à l'unité) dans le coffret.
Included in the box (1 of each).

SR 9	SR 20	SR 17 - SR 18 - SR 26	260 W
DC 044654 Back cap (short+long) Tungsten electrode Ø 1.6 + collet Gas nozzle N4	AC / DC 044685 Back cap (short+long) Tungsten electrode Ø 1.6 & Ø 2.4 + collets Gas nozzle N4 - N6	AC / DC 044678 Back cap (short+long) Tungsten electrode Ø 1.6 & Ø 2.4 + collets Gas nozzle N5 - N7	AC / DC 039414 Back cap (short+long) Tungsten electrode Ø 1.6 & Ø 2.4 + collets Gas nozzle N2 - N3

V

À valve
- With valve
- Mit Drehventil
- Con valvula
- Com valvula

STANDARD

L

Gâchette à lamelle
- With trigger
- Lamellentaster
- Con pulsador
- Com segurança

DB

Double bouton
- Double button
- Doppeldrucktaster
- Doble botón
- Duplo Botão

P

Double bouton et potentiomètre
- Double button with potentiometer
- Doppeldrucktaster mit Potentiometer
- Doble botón con potenciómetro
- Duplo Botão com potenciómetro

		SR 9 - SR 20	SR 17 - SR 18 - SR 26	260 W	450 W
Buse - Ceramic Gas nozzle	N 2 - Ø 8.0			* (x5) 039438	—
	N 3 - Ø 10			* (x5) 039391	(x5) 037427
	N 4 - Ø 6.5	* (x3) 044876	(x3) 038394	—	—
	N 5 - Ø 8.0	(x3) 038356	* (x3) 045026	—	—
	N 6 - Ø 9.5	* (x3) 044883	(x3) 038400	—	—
	N 7 - Ø 11	(x3) 038363	* (x3) 045033	—	—
	N 8 - Ø 12.5	(x3) 045170	(x3) 045286	—	—
	Ø 13	—	—	—	(x5) 037434
	Ø 15	—	—	—	(x5) 037441
	N 10 - Ø 16	(x3) 038370	(x3) 045293	—	—
	N 12 - Ø 19	—	(x3) 045309	—	—
Support collet - Collet body	Ø 1.6	* (x3) 044838	* (x3) 044968	—	—
	Ø 2.0	(x3) 045149	(x3) 044975	—	—
	Ø 2.4	* (x3) 044845	* (x3) 044975	—	—
	Ø 3.2	(x3) 045248	(x3) 045118	—	—
	Ø 4	—	(x3) 047648	—	—
Bague isolante standard - Insulating ring adaptor		(x1) 044890	(x1) 045040	—	—
Pince étau - Collet	Ø 1.6	* (x3) 044852	* (x3) 044982	* (x3) 039360	—
	Ø 2.0	(x3) 045132	(x3) 044999	(x3) 039377	—
	Ø 2.4	* (x3) 044869	* (x3) 045019	* (x3) 039384	(x3) 037397
	Ø 3.2	(x3) 045255	(x3) 045125	—	(x3) 037403
	Ø 4	—	(x3) 047655	—	(x3) 037410
	Ø 4.8	—	—	—	(x3) 063396
Coiffe - Back cap	Longue - Long	* (x1) 044821	* (x1) 044951	* (x1) 044746	(x1) 037380
	Courte - Short	* (x1) 044814	* (x1) 044944	* (x1) 039407	(x1) 037373

PRO

		SR 9 - SR 20	SR 17 - SR 18 - SR 26	260 W	450 W
Buse diffuseur - Gas nozzle ceramic for gas lens	N4 - Ø 6.5	(x3) 044920	—	—	—
	N 5 - Ø 8.0	—	(x3) 045071	—	—
	N 6 - Ø 9.5	(x3) 044937	—	—	—
	N 7 - Ø 11	(x3) 045262	(x3) 045088	—	—
Support collet diffuseur - Nozzle body with gas lens	Ø 1.6	(x2) 044906	(x2) 045057	—	—
	Ø 2.0	(x2) 045156	(x2) 045064	—	—
	Ø 2.4	(x2) 044913	(x2) 045064	—	—
	Ø 3.2	(x2) 045279	—	—	—
Bague isolante diffuseur - Insulating ring adaptor		—	(x1) 045095	—	—
Bague isolante standard - Insulating ring		—	(x1) 045040	—	—

MIG-MAG
GMAW-FCAW

TRADITIONAL
110 › 450 A

SMARTMIG	34
MONOGYS / TRIMIG	36
PROMIG	38
MAGYS	40

INVERTER
85 › 500 A

EASYMIG	42
MULTIWELD	44
MULTIPEARL	46
KRONOS	48
NEOMIG-i	52
NEOPULSE	54
EXAGON	64
NOMADFEED/EXATIG	66

AUTOMATION	60
ACCESSORIES & CONSUMABLES	68

MIG/MAG TRADITIONAL

230 V • 1 ~

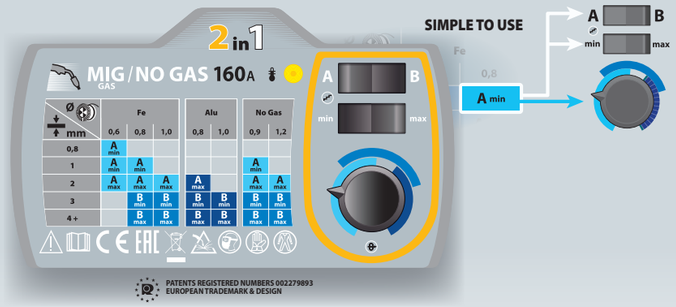

Youtube

230 V • 1 ~

SMARTMIG 110

110 A | Ø 100

NO GAS

2 m | 1.65 m, 6 mm²

033993

SMARTMIG 142

140 A | Ø 100/200

GAS | NO GAS

2 m | 1.65 m, 10 mm²

033153

SMARTMIG 152

140 A | Ø 100/200

GAS | NO GAS

2 m | 1.65 m, 10 mm²

032859

031937

SMARTMIG 162

160 A | Ø 100/200

GAS | NO GAS

160 A on 13 A fuse

2 m | 1.65 m, 16 mm²

033160

034297

400 V • 3 ~

SMARTMIG 182

180 A | Ø 200/300

GAS | NO GAS

3 m | 3 m, 16 mm²

033184

SMARTMIG 183

200 A | Ø 200/300

GAS | NO GAS

3 m | 3 m, 16 mm²

033412

OPTIONS

NO GAS

Kit soudage NO GAZ
- No Gas Welding Kit
- Schweißset Fülldraht

Ø 0.9 1.0 / 1.2

041240

NO GAS Fil fourré / Flux cored wire / Fülldrahtelektrode
INFO

Flux / Flow / Pulverfüllung — Enveloppe métallique / Metallic wrap / Metallischer Außenmantel

A	Inverser les polarités / Reverse polarities / Polarität wechseln
B	Changer le tube contact / Change the contact tip / Kontaktrohr austauschen — NO GAS Ø mm: 0.9 → 1.0, 1.2 → 1.2 — Ø mm
C	Changer le galet / Change the roller / DV-Rolle austauschen — SPECIAL NO GAS
D	Supprimer la buse / Remove the nozzle / Gasdüse abziehen OU / OR / ODER Utiliser une buse spéciale NO GAS (isolée) / Use a special nozzle NO GAS (isolated) / Spezielle Gasdüse für "NO GAS" (isoliert) verwenden — > 30 mm — 150 A Ref. 041868

CE NORM EN60974-1	MADE IN GYS CHINA	50 / 60 Hz	A		EURO	A	Reg	EN60974-1 (40 °C) IA (60%)	X% (I2 max)	Uo (V)	Electronic Control	100 mm 1 kg	200 mm 5 kg	300 mm 15 kg	Ø mm GAS	Ø mm NO GAS	Equipement d'origine / Original equipement / Originalausstattung / Equipamiento de fabrica	TYPE		cm	kg	Protected & compatible power generator (+/-15 %)
						min→max																
SMARTMIG 110		230 V 1~	13		—	40→110	2	—	85A @ 6%	25.5→30		■	—	—	—	0.6→0.9	0.9	D-044081	0.9	40 × 39 × 19	13.5	3 kW
SMARTMIG 142		230 V 1~	13		—	40→140	4	60	90A @ 20%	28→39		■	■	—	0.6→0.8	0.6→0.9	0.6 / 0.8	A-042339	0.8	50 × 44 × 25	22.5	3.5 kW
SMARTMIG 152		230 V 1~	13		■	40→140	4	60	90A @ 20%	28→39		■	■	—	0.6→0.8	0.6→0.9	0.6 / 0.8	A-042339	0.8	48 × 45 × 25,5	23	3.5 kW
SMARTMIG 162		230 V 1~	16		■	30→160	4	70	115A @ 20%	25.5→40		■	■	—	0.6→1.0	0.9→1.2	0.6 / 0.8	A-042339	0.8	55,5 × 46 × 25,5	28	5 kW
SMARTMIG 182		230 V 1~	16		■	35→180	4	80	140A @ 15%	28→45		—	■	■	0.6→1.0	0.9→1.2	0.6 / 0.8	A-042339	0.8	79 × 77 × 47	47	6 kW
SMARTMIG 183		400 V 3~	10		■	15→200	7	110	150A @ 25%	16→28.5		—	■	■	0.6→1.0	0.9→1.2	0.6 / 0.8	A-042339	0.8	79 × 77 × 47	53	6.5 kW

MIG/MAG TRADITIONAL SYNERGIC

Capacitor TRADITIONAL SYNERGIC MIG/MAG CAPACITOR

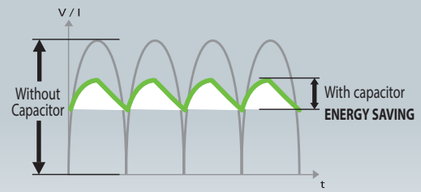

> PERFECT WELD

SYNERGIC • EASY TO USE

Réglage automatique de la vitesse
- Auto adaptative wire speed
- Automatische Einstellung der Drahtgeschwindigkeit

Youtube

ACCESSORIES BOX

230 V • 1~

MONOGYS 200-4 CS
200 A | Ø 200/300
GAS | Capacitor
3 m + 2 m, 25 mm²
065949

MONOGYS 250-4 CS
250 A | Ø 200/300
GAS | Capacitor
3 m + 2.5 m, 25 mm²
020368

MONOGYS 320-4 CS
320 A | Ø 200/300
GAS | NO GAS | Capacitor
4 m + 4 m, 35 mm²
065079
Delivered in x3

no accessories :
063020

400 V • 3~

TRIMIG 200-4S
200 A | Ø 200/300
GAS
3 m + 2 m, 25 mm²
033818

TRIMIG 250-4S DV
250 A | Ø 200/300
GAS
3 m + 4 m, 25 mm²
033825

TRIMIG 300-4S
300 A | Ø 200/300
GAS | NO GAS
4 m + 4 m, 35 mm²
021624
Delivered in x3

no accessories :
033832

DESIGN GYS FRANCE	CE NORM. EN60974-1	50/60 Hz			AM A Norm	AM A Intensive	min→max A	Reg	EN60974-1 (40°C) IA (60%)	EN60974-1 (40°C) X% (I2 max)	U0 (V)	Electronic Control	max m/min	200 mm 5 kg	300 mm 15 kg	Ø mm GAS	Ø mm NO GAS	Capacitor Inside	Equipement d'origine Original equipement Originalausstattung Equipamiento de fabrica mm	TYPE		cm	kg	Protected & compatible power generator (+/-15%)
MADE IN GYS CHINA	MONOGYS 200-4 CS	230 V 1~	—	2 m	16	25	25→200	6	110	200 A @ 15%	17→34		15	■	■	0.6→1.0	—	■	0.8/1.0	A 041189	1.0 mm	76 × 78 × 47	70	7.5 kW
MADE IN GYS CHINA	MONOGYS 250-4 CS	240 V 1~	—	2 m	25	40	40→250	8	155	250 A @ 15%	17→38		20	■	■	0.8→1.2	—	■	0.8/1.0	B 042360	1.0 mm	76 × 78 × 47	83.5	9 kW
MADE IN FRANCE	MONOGYS 320-4 CS	240 V 1~	—	3 m	32	50	30→320	12	210	320 A @ 25%	17→43		20	■	■	0.8→1.2	0.9→1.2	■	1.0/1.2	B 046849	1.2 mm	95 × 93 × 50	105	13 kW
MADE IN FRANCE & CHINA	TRIMIG 200-4S	400 V 3~	■	3 m	10	10	30→200	7	140	200 A @ 30%	17→34.5		15	■	■	0.6→1.0	—	—	0.8/1.0	B 042360	1.0 mm	76 × 78 × 47	70	7.5 kW
MADE IN GYS CHINA	TRIMIG 250-4S DV	400 V 3~ / 230 V 3~	■	5 m	10 / 16	16 / 25	35→250	10	180	250A @ 30%	17→37		20	■	■	0.6→1.2	—	—	0.8/1.0	B 042360	1.0 mm	95 × 93 × 50	91.5	9 kW
MADE IN FRANCE	TRIMIG 300-4S	400 V 3~	■	5 m	16	20	35→300	12	240	300 A @ 35%	17→37		20	■	■	0.6→1.2	0.9→1.2	—	1.0/1.2	B 046849	1.2 mm	95 × 93 × 50	100.5	12 kW

MIG/MAG TRADITIONAL SYNERGIC

Youtube

ACCESSORIES BOX

EN 1090

ADJUSTABLE WIRE CREEP SPEED

35/50 mm²
Ø 13 mm

2 TORCHES

35/50 mm²
Ø 13 mm

COMPACT

PROMIG 400-4S

400 V • 3 ~

350 A | Ø 200/300

no accessories :
035898

PROMIG 400-4S DUO.DV

230 / 400 V • 3 ~

350 A | Ø 200/300

WF

no accessories :
035911

WF WIRE FEEDER COMPATIBILITY

Ø 200/300

TF-4RN
AIR
061699

35/50 mm²
Ø 13 mm

GENERATOR

PROMIG 400 G.DV

230 / 400 V • 3 ~

350 A

WF

no accessories :
035904

COMPLETE PACKS

						Fe/CrNi	Alu
PROMIG 400-4S							
pack PROMIG 400-4S 1 035928	—	Ø1/1.2 (original equipment)	4m, 50 mm² 047853	—		350 A, 4 m, air 040946	—
pack PROMIG 400-4S 2 035935	—	Ø1/1.2 (original equipment)	Alu, Ø1/1.2 (x2) 040915	4m, 50 mm² 047853	—	—	350 A, 3 m, air 040731
PROMIG 400-G.DV							
pack PROMIG 400-G.DV 1 035942	TF-4RN 061699	Ø1/1.2 (original equipment)	4m, 50 mm² 047853	10 m, air, ø 70 mm² 034860		350 A, 4 m, air 040946	—
pack PROMIG 400-G.DV 3 036109	TF-4RN 061699	Ø1/1.2 (original equipment)	4m, 50 mm² 047853	5 m, air, ø 70 mm² 034839		350 A, 4 m, air 040946	—
pack PROMIG 400-G.DV 2 035959	TF-4RN 061699	Ø1/1.2 (original equipment)	Alu, Ø1/1.2 (x2) 040915	4m, 50 mm² 047853	10 m, air, ø 70 mm² 034860	—	350 A, 3 m, air 040731
pack PROMIG 400 G.DV 4 036116	TF-4RN 061699	Ø1/1.2 (original equipment)	Alu, Ø1/1.2 (x2) 040915	4m, 50 mm² 047853	5 m, air, ø 70 mm² 034839	—	350 A, 3 m, air 040731
PROMIG 400-4S DUO DV							
pack PROMIG 400-4S DUO DV 3 035980	TF-4RN 061699	Ø1/1.2 (original equipment)	Alu, Ø1/1.2 (x2) 040915	4m, 50 mm² 047853	10 m, air, ø 70 mm² 034860	350 A, 4 m, air 040946	350 A, 3 m, air 040731
pack PROMIG 400-4S DUO DV 4 035123	TF-4RN 061699	Ø1/1.2 (original equipment)	Alu, Ø1/1.2 (x2) 040915	4m, 50 mm² 047853	5 m, air, ø 70 mm² 034839	350 A, 4 m, air 040946	350 A, 3 m, air 040731

OPTIONS

Câble d'inversion de polarité
- Polarity reversal cable
- Umpolungskabel

1.3 m	95 mm²	033689
5 m	95 mm²	032439
10 m	95 mm²	032446

Faisceaux de liaison - Connection cable - Zwischenschlauchpakete

AIR COOLED

5 m	50 mm²	034822
5 m	70 mm²	034839
10 m	50 mm²	034853
10 m	70 mm²	034860
10 m	95 mm²	045941

Support câbles
037700

	EN60974-1 / MADE IN FRANCE																						
	50/60 Hz	AM Norm A	AM Intensive A	min → max A	Reg	EN60974-1 (40°C) IA (60%)	X% (I2 max)	100%	U0 (V)	Electronic Control	max m/min	200 mm 5 kg	300 mm 15 kg	Ø mm GAS	Ø mm NO GAS	Equipement d'origine Original equipement Originalausstattung Equipamiento de fabrica mm	TYPE			Cooling system	cm / kg	kg	Protected & compatible power generator (+/-15 %)
PROMIG 400-4S	400 V 3~	16	20	40 → 350	14	270	350 A @ 35%	220 A	17-42		20	■	■	0.6 → 1.6	—	1.0 / 1.2	**B**-046849	■	—	Air	95 × 90 × 40	112	20 kW
PROMIG 400-4S DUO.DV	230 & 400 V 3~	230 V : 25 400 V : 16	230 V : 40 400 V : 25	40 → 350	14	270	350 A @ 35%	220 A	17-42		20	■	■	0.6 → 1.6	0.9 → 1.6	1.0 / 1.2	**B**-046849	■	+ TF4RN	Air	95 × 90 × 40	113	20 kW
PROMIG 400 G.DV											—	—		—	OPTION	—		—	+ TF4RN			109	
TF-4RN	—	—		—	—	—	—	—	—		20	■	■	0.6 → 1.6	0.9 → 1.6	1.0 / 1.2	**B**-046849	—	■	Air	61 × 48 × 25	15.5	20 kW

MIG/MAG TRADITIONAL SYNERGIC

Youtube

X%

MAGYS 400 **350 A - 50%**
MAGYS 500 **450 A - 50%**
FULL SYNERGIC MIG OVER 1 000 PARAMETERS

EN 1090

+/-

ADJUSTABLE : ELECTRONIC CONTROL
- CREEP SPEED
- BURN BACK
- POST GAS

DYNAMIC ARC CONTROL TECHNOLOGY

MATERIAL THICKNESS TEST

24 m/min max

4 DRIVE ROLLERS Ø 37 mm
MOTOR 70W
HIGH QUALITY
FOR **HIGH PRECISION**
Rollers Type C

MAGYS 400-4 , WS-4R, WS-4L

SHOCK RESISTANT

EASY CLEANING

COMPACT

MAGYS 400-4

350 A | Ø 200/300

AIR

no accessories :
032170

GENERATOR

MAGYS 500 WS

450 A

LIQUID | WF | GOUGING

no accessories :
032200

WF **WIRE FEEDER COMPATIBILITY**

Ø 200/300 -

WS-4R AIR
034723

WS-4L LIQUID
033573

OPTIONS WS-4R/4L



SMALL SIZE

Ø 200 -

W5S-4L AIR | LIQUID
032835

COMPLETE PACKS

MAGYS 400-4									
pack MAGYS 400-4 1 032279	—	—	Ø1/1.2 (original equipment)		4m, 50 mm² 047853	—	—	350 A, 4 m, air 040946	
pack MAGYS 400-4 2 032286	—	—	Ø1/1.2 (original equipment)	Alu, Ø1/1.2 (x2) 042162	4m, 50 mm² 047853	—	—	—	350 A, 3 m, air 040731
MAGYS 500 WS									
pack MAGYS 500 WS 1 032330	WS-4L 033573	—	Ø1/1.2 (original equipment)		—	4m, 70 mm² 043831	10m, liquid, ø 70 mm² 033658	500 A, 4 m, liquid 041004	—
pack MAGYS 500 WS 4 036475	WS-4L 033573	—	Ø1/1.2 (original equipment)		—	4m, 70 mm² 043831	5m, liquid, ø 70 mm² 033641	500 A, 4 m, liquid 041004	—
pack MAGYS 500 WS 2 032347	WS-4L 033573	—	Ø1/1.2 (original equipment)	Alu, Ø1/1.2 (x2) 042162	—	4m, 70 mm² 043831	10m, liquid, ø 70 mm² 033658	—	500 A, 3 m, liquid 046160
pack MAGYS 500 WS 3 032354	—	W5S-4L 032835	Ø0.8/1 (original equipment)		—	4m, 70 mm² 043831	10m, liquid, ø 70 mm² 033658	500 A, 4 m, liquid 041004	—

Cooling liquid (not included)

5 L
062511

10 L
052246

OPTIONS

Câble d'inversion de polarité
- Polarity reversal cable
- Umpolungskabel

1.3 m	95 mm²	033689
5 m	95 mm²	032439
10 m	95 mm²	032446

Faisceaux de liaison - Connection cable
- Zwischenschlauchpakete

AIR COOLED		
5 m	50 mm²	034822
5 m	70 mm²	034839
10 m	50 mm²	034853
10 m	70 mm²	034860
10 m	95 mm²	045941
LIQUID COOLED		
1.6 m	70 mm²	033696
5 m	70 mm²	033641
10 m	70 mm²	033658
10 m	95 mm²	034877
15 m	95 mm²	034884

GOUGING **Gougeage - Gouging - Fugenhobeln**

Ø 8 mm max
041516

Câble pour pince de gougeage
- Cable for gouging torch
- Anschlusskabel für Fugenhobel-Brenner

70 mm² - 5 m
040670

Électrodes de gougeage
- Gouging - Electrodes
- Fugenhobelelektrode
- Electrodos de carbono

Ø 5 mm	(x50)	069756
Ø 6.4 mm	(x50)	086081
Ø 8 mm	(x50)	086098

Screen protection included with Magys
046191

Cable support (x4)
046535

	CE NORM. EN60974-1	MADE IN FRANCE		Norm	Intensive			EN60974-1 (40°C)						max			Ø mm		Equipement d'origine Original equipment Originalausstattung Equipamiento de fabrica				Cooling system			Protected & compatible power generator (+/-15%)
		50/60 Hz	A			A	Reg	I(A) (60%)	X% (I2 max)	100%	U0 (V)	Electronic Control	m/min	200 mm 5 kg	300 mm 15 kg	GAS	NO GAS		TYPE					cm	kg	
MAGYS 400-4		400V 3~	20		25	40→350	20	320	350 A @ 50%	260 A	17-43		24	■	■	0.6→1.6	0.9→1.6	1.0 / 1.2 mm	C 042117	■	—		Air	46 × 93 × 110	134	20 kW
MAGYS 500 WS		400V 3~	25		32	45→450	30	410	450 A @ 50%	320 A	18-51	—	—	—	—	—	—	—	—	—	+ WS-4L or W5S-4L		Liquid	48 × 93 × 110	157	30 kW
WS-4R		—	—		—	—	—	—	—	—	—		24	■	■	0.6→1.6	0.9→2,4	1.0 / 1.2 mm	C 042117	—	■		Air	68 × 56 × 35.5	22	—
WS-4L																							Liquid			
W5S-4L		—	—		—	—	—	—	—	—	—		20	■	—	0.6→1.6	0.9→1.6	0.8 / 1.0 mm	B 042360	—	■		Air + Liquid	32 × 49 × 23	12	—

MIG/MAG INVERTER

230 V • 1 ~

3 in 1 | GAS | NO GAS | MMA | INCLUDED

Youtube

EASY TO USE

Example / Exemple EASYMIG 160

NEW

EASYMIG 85

85 A | Ø 100 | NO GAS

+ 1kg flux-cored

2.1 m, 10 mm² + 1.6 m, 10 mm²

065536

EASYMIG 110

100 A | Ø 100 | GAS | NO GAS | MMA

2 m + 1.6 m, 16 mm² + 1.6 m, 10 mm²

013599

EASYMIG 130

120 A | Ø 100 | GAS | NO GAS | MMA

120 A on 13 A fuse

2 m + 1.6 m, 16 mm² + 1.6 m, 10 mm²

032231

031869

EASYMIG 140

140 A | Ø 100 | GAS | NO GAS | MMA

140 A on 13 A fuse

2 m + 1.6 m, 16 mm² + 1.6 m, 10 mm²

032262

031876

EASYMIG 150

140 A | Ø 100/200 | GAS | NO GAS | MMA

140 A on 13 A fuse

2 m + 1.6 m, 16 mm² + 1.6 m, 10 mm²

032248

031883

EASYMIG 160

160 A | Ø 100/200 | GAS | NO GAS | MMA

2 m + 1.6 m, 16 mm² + 1.6 m, 16 mm²

032255

EASYMIG 160 XL

160 A | Ø 200/300 | GAS | NO GAS | MMA

2.5 m + 2 m, 16 mm² + 2 m, 16 mm²

013605

EASYMIG 180-4 XL

180 A | Ø 200/300 | GAS | NO GAS | MMA

3 m + 2 m, 16 mm² + 2 m, 16 mm²

066571

OPTIONS

KIT SOUDAGE NO GAZ Ø 0.9
- No Gas Welding Kit Ø 0.9
- Schweißset Fülldraht

NO GAS

041240 | 150 A | type A

more p.71

Isolated Nozzle (x1)

M6 - Ø 0.9/1.0 (x3)

Type A Ø 0.9-1.0 / 1.2 (x1)

EN60974-1	MADE IN GYS CHINA	50 / 60 Hz	A	EURO	I_2 MMA A	I_2 MIG A	MIG EN60974-1 (40°C) IA (60%)	MIG EN60974-1 (40°C) X% (I2 max)	MMA EN60974-1 (40°C) IA (60%)	MMA EN60974-1 (40°C) X% (I2 max)	Uo (V)	Electronic Control	100 mm 1 kg	200 mm 5 kg	300 mm 15 kg	Ø mm GAS	Ø mm NO GAS	Ø mm MMA	Equipement d'origine / Original equipment / Originalausstattung / Equipamiento de fabrica	TYPE		cm	kg
EASYMIG 85		230V 1~	16	—	—	30 → 85	50	85 A @ 20%	—	—	30		■	—	—	—	0.6 → 0.9	—	0.6/ (no gas) / 0.9 (no gas)	D-068926	0.6	38 × 24 × 28	7.9
EASYMIG 110		230V 1~	16	—	20 → 80	30 → 100	60	100 A @ 30%	50	80 A @ 30%	62		■	—	—	0.6 → 0.8	0.6 → 0.9	1.6 → 2.5	0.8 (gas) / 0.9 (no gas)	D-039476	0.8/0.9	41 × 42 × 19	9.5
EASYMIG 130		230V 1~	16	—	20 → 100	30 → 120	70	120 A @ 20%	60	100 A @ 20%	62		■	—	—	0.6 → 0.8	0.6 → 0.9	1.6 → 3.2	0.8 (gas) / 0.9 (no gas)	D-039476	0.8/0.9	43 × 42 × 19	10.5
EASYMIG 140		230V 1~	16	■	20 → 120	30 → 140	80	140 A @ 15%	70	120 A @ 15%	62		■	—	—	0.6 → 0.8	0.6 → 0.9	1.6 → 3.2	0.8 (gas) / 0.9 (no gas)	D-039476	0.8/0.9	43 × 42 × 19	11.3
EASYMIG 150		230V 1~	16	■	20 → 120	30 → 140	80	140 A @ 15%	70	120 A @ 15%	62		■	■	—	0.6 → 0.8	0.6 → 0.9	1.6 → 3.2	0.8 (gas) / 0.9 (no gas)	A-046856	0.8/0.9	52 × 36 × 25	13
EASYMIG 160		230V 1~	16	■	20 → 140	30 → 160	95	160 A @ 20%	90	140 A @ 20%	59		■	■	—	0.6 → 0.8	0.6 → 0.9	1.6 → 3.2	0.8 (gas) / 0.9 (no gas)	A-046856	0.8/0.9	50 × 36 × 25	14.3
EASYMIG 160 XL		230V 1~	16	■	20 → 140	30 → 160	95	160 A @ 20%	90	140 A @ 20%	59		—	■	■	0.6 → 0.8	0.6 → 0.9	1.6 → 3.2	0.8 (gas) / 0.9 (no gas)	A-046856	0.8/0.9	55 × 44 × 25	15.7
EASYMIG 180-4 XL		230V 1~	16	■	20 → 150	30 → 180	110	180 A @ 20%	100	150 A @ 20%	59		—	■	■	0.6 → 0.8	0.6 → 0.9	1.6 → 3.2	0.8 (gas) / 0.9 (no gas)	A-046856	0.8/0.9	55 × 44 × 25	15.7

MIG/MAG INVERTER

1~/ 3~

3 in 1 — GAS / NO GAS / MMA / Anti Sticking

INDOOR / OUTDOOR — IP 23 — 220M-C, 220M-C, 220M, 320T-C

Ø 200/300

			Multiweld	Included accessories	Set*	No accessories
230 V • 1 ~	180 A	COMPACT	180M-C	078727	A	—
230 V • 1 ~	200 A	COMPACT	200M-C	066588	A	—
		WHEELS	200M	066595	A	—
110V / 230 V • 1 ~	220 A	COMPACT	FV 220M-C	065499	B	—
		WHEELS	FV 220M	065482	B	—
400 V • 3 ~	250 A	COMPACT	250T-C	078659	C	014572
		WHEELS	250T	078635	C	031678
400 V • 3 ~	320 A	COMPACT	320T-C	065130 Delivered in x4	D	063037
		WHEELS	320T	065123 Delivered in x4	D	062467
400 V • 3 ~	400 A	WHEELS	400T	—	—	068735

* Accessories
- Set A : 3 m + 2 m, 16 mm² + 2 m, 16 mm²
- Set B : 3 m + 2.5 m, 25 mm² + 2 m, 25 mm²
- Set C : 3 m + 4 m, 25 mm²
- Set D : 4 m + 4 m, 35 mm² + 4 m, 35 mm²

EASY TO USE — MULTIWELD 250T • MULTIWELD 320T • MULTIWELD 400T

36 V plug - for gas pre-heater

NEW 06/2023

• MULTIWELD 180M-C

2 m 230 V 1~ — 35/50 mm² Ø 13 mm

COMPACT

• MULTIWELD 200M-C
• MULTIWELD FV 220M-C
• MULTIWELD 250T-C
• MULTIWELD 320T-C

3 m 400 V 3~ — 35/50 mm² Ø 13 mm

COMPACT

• MULTIWELD 200M
• MULTIWELD FV 220M
• MULTIWELD 250T
• MULTIWELD 320T

Max 4 m³ (20 L)

3 m 400 V 3~ — 35/50 mm² Ø 13 mm

• MULTIWELD 400T

Max 10 m³ (50 L)

NEW 03/2023

5 m 400 V 3~ — 70/95 mm² Ø 13 mm

WHEELS

OPTIONS

KIT SOUDAGE NO GAZ Ø 0.9 - No Gas Welding Kit Ø 0.9 - Schweißset Fülldraht

NO GAS

more p.71

250 A type A — 072336

250 A type B — 072343

CO2 Gas heater and regulator

MULTIWELD only AC36V/150W

RH-258, G5/8 CN	GH-258, G3/4 Russia	GH-258, G7/8 UK
063341	063358	063365

36V plug inside

CE NORM. EN60974-1	MADE IN GYS CHINA	50/60 Hz	mm²	m	A	I2 MMA	I2 MIG	EN60974-1 (40°C) MIG IA (60%)	MIG X% (I2 max)	MMA IA (60%)	MMA X% (I2 max)	Uo (V)	Electronic Control	200 mm 5 kg	300 mm 15 kg	Ø mm GAS	Ø mm NO GAS	Ø mm MMA	Equipement d'origine / Original equipment / Originalausstattung / Equipamiento de fabrica	TYPE		wheels	cm	kg	Protected & compatible power generator (+/-15 %)
						A	A																		
MULTIWELD 180M-C		230 V 1~	3x 1.5	2	16	80 → 150	30 → 180	110	180 A @ 20%	100	150 A @ 20%	59		■	■	0.6 → 0.8	0.6 → 0.9	1.6 → 3.2	0.8/0.9	A-046856	0.8	—	55 × 44 × 25	17	7.5 kW
MULTIWELD 200M-C		230 V 1~	3x 2.5	2	16	20 → 180	30 → 200	115	200 A @ 15%	104	200 A @ 15%	65		■	■	0.6 → 1.2	0.9 → 1.2	1.6 → 4	0.8/1.0	A-041189	0.8	—	58 × 52 × 32	26	7.5 kW
MULTIWELD 200M		230 V 1~	3x 2.5	2	16	20 → 180	30 → 200	115	200 A @ 15%	104	200 A @ 15%	65		■	■	0.6 → 1.2	0.9 → 1.2	1.6 → 4	0.8/1.0	A-041189	0.8	■	79 × 77 × 47	34	7.5 kW
MULTIWELD FV 220M-C		110 V 1~ 230 V 1~	3x 2.5	2	16	30 → 200	30 → 220	160	220 A @ 20%	140	200 A @ 20%	75		■	■	0.6 → 1.2	0.9 → 1.2	1.6 → 5	0.8/1.0	A-041189	0.8	—	58 × 52 × 32	24	8 kW
MULTIWELD FV 220M		110 V 1~ 230 V 1~	3x 2.5	2	16	30 → 200	30 → 220	160	220 A @ 30%	140	200 A @ 20%	75		■	■	0.6 → 1.2	0.9 → 1.2	1.6 → 5	0.8/1.0	A-041189	0.8	■	79 × 77 × 47	32	8kW
MULTIWELD 250T-C		400 V 3~	4x 1.5	3	16	40 → 220	40 → 250	170	250 A @ 20%	150	220 A @ 20%	59		■	■	0.6 → 1.2	0.9 → 1.2	1.6 → 5	0.8/1.0	A-041189	—	—	58 × 52 × 32	32	9 kW
MULTIWELD 250T		400 V 3~	4x 1.5	3	16	40 → 250	40 → 250	200	250 A @ 30%	200	250 A @ 30%	59		■	■	0.6 → 1.2	0.9 → 1.2	1.6 → 5	0.8/1.0	A-041189	—	■	79 × 77 × 47	40	9 kW
MULTIWELD 320T-C		400 V 3~	4x 2.5	3	16	40 → 300	40 → 320	200	320 A @ 20%	180	300 A @ 20%	64		■	■	0.6 → 1.2	0.9 → 1.2	1.6 → 6	0.8/1.0	B-042360	—	—	58 × 52 × 34	38	13 kW
MULTIWELD 320T		400 V 3~	4x 2.5	3	16	40 → 300	40 → 320	240	320 A @ 30%	220	300 A @ 30%	64		■	■	0.6 → 1.2	0.9 → 1.2	1.6 → 6	0.8/1.0	B-042360	—	■	77 × 79 × 47	44	13 kW
MULTIWELD 400T		400 V 3~	4x 4	5	32	40 → 400	40 → 400	300	400A @ 35%	300	400 A @ 35%	70		■	■	0.6 → 1.6	0.9 → 1.2	1.6 → 6	1.0/1.2	B-042179	—	■	95 × 93 × 50	63	20 kW

MIG/MAG INVERTER SYNERGIC

Youtube

4 in 1 — GAS | NO GAS | MMA | TIG

1 MIG / MANUAL
Enter your parameters

Adjust Spot & Delay

2 MIG / SYNERGIC
Easy to use

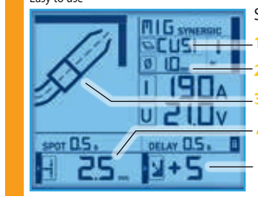

Select :
1. material
2. Ø wire
3. position
4. thickness : 0.5 → 6 mm

Adjust arc length

Fe	CrNi
AlMg5	CuSi3
AlSi5	AlSi12
CuAl8	F. C.

3 MMA

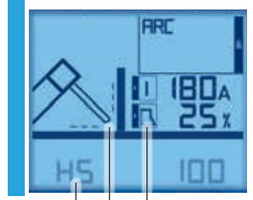

HotStart — ArcForce

Electrodes : Ø 1.6 → 5 mm

4 TIG lift

Post Gas — Downslope

Thickness : 0.5 → 8 mm

MULTIPEARL 210-2

200 A — Ø 100/200

P400 | PFC | FV | SR | HS | AF | Anti Sticking

GAS | NO GAS | MMA | TIG

3 m — 2.5 m, 16 mm² — 2 m, 16 mm²

065093

MULTIPEARL 210-4 XL

200 A — Ø 200/300

P400 | PFC | FV | SR | HS | AF | Anti Sticking

GAS | NO GAS | MMA | TIG

3 m — 2.5 m, 16 mm² — 2 m, 16 mm²

065109

MULTIPEARL 211-4

200 A — Ø 200/300

P400 | PFC | FV | SR | HS | AF | Anti Sticking

GAS | NO GAS | MMA | TIG

3 m — 2.5 m, 16 mm² — 2 m, 16 mm²

065116

PFC POWER FACTOR CORRECTION

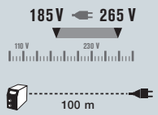

FV FLEXIBLE VOLTAGE

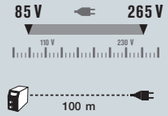

SR SECONDARY REGULATION

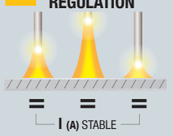

Anti Sticking

MADE IN FRANCE	EN60974-1	50 / 60 Hz	A	A (AM)	A (I2 MMA)	A (I2 TIG)	min→max	IA (60%)	X% (I2 max)	Uo (V)	Electronic Control	m/min	100 mm 1 kg	200 mm 5 kg	300 mm 15 kg	GAS	NO GAS	MMA	TYPE		cm	kg	Protected & compatible power generator (+/-15%)
							MIG											Ø mm	Equipement d'origine Original equipment Originalausstattung Equipamiento de fabrica				
Multi PEARL 210-2		110V 1~	32	10→130	10→160	20→150	100	150 A @ 22%	76		15	■	■	—	0.6→1.0	0.9→1.2	1.6→3.2	A 041189	0.8/1.0	25 x 45 x 35	16	7.5 kW
		230V 1~	16	10→200	10→200	20→200	130	200 A @ 20%	75								1.6→5.0					
Multi PEARL 210-4 XL		110V 1~	32	10→130	10→160	20→150	100	150 A @ 22%	76		15	—	■	■	0.6→1.0	0.9→1.2	1.6→3.2	B 042360	0.8/1.0	27.5 x 55 x 44	20	7.5 kW
		230V 1~	16	10→200	10→200	20→200	130	200 A @ 20%	75								1.6→5.0					
Multi PEARL 211-4		110V 1~	32	10→130	10→160	20→150	100	150 A @ 22%	76		15	—	■	■	0.6→1.0	0.9→1.2	1.6→3.2	B 042360	0.8/1.0	41 x 73 x 77	27	7.5 kW
		230V 1~	16	10→200	10→200	20→200	130	200 A @ 20%	75								1.6→5.0					

OPTIONS

TIG torch kit SR17 V (valve)
4 m
10/25 mm²
044425

TIG torch kit SR17 DB
4 m
046108

KIT SOUDAGE NO GAZ Ø 0.9
- No Gas Welding Kit Ø 0.9
- Schweißset Fülldraht

NO GAS

072336 — 250 A — type A

more p.71

- Base (x1)
- Ceramic nozzle (x3)
- M6 - Ø 0.9/1.0 (x3)
- Type A Ø 0.9-1.0 / 1.2 (x1)

MIG/MAG INVERTER DIGITAL

NEW

4 in 1	GAS	NO GAS
	TIG	MMA

50 W
Speed control with **tachymeter**
20 m/min max

Expert mode

Easy mode

10 languages
- French
- English
- German
- Italian
- Spanish
- Czech
- Dutch
- Russian
- Chinese
- Japanese

MIG

MANUAL	STANDARD SYNERGIC
SPOT	SPOT DELAY

TIG

STANDARD	PULSE
SPOT	SPOT PULSE

MMA

STANDARD	PULSE

MANUAL

QUICK LOAD

CONNECTIVITY

PORTABILITY
Share configuration & jobs

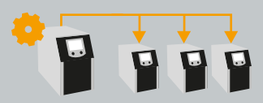

SOFTWARE UPDATE
Kronos evolutions

230 V • 1~

KRONOS 250M NEW
230 V • 1 ~
250 A | Ø 200/300
3 m | 3 m, 25 mm²
074996

400 V • 3~

KRONOS 250T NEW
400 V • 3 ~
250 A | Ø 200/300
3 m | 4 m, 25 mm²
075016

KRONOS 320T NEW
400 V • 3 ~
320 A | Ø 200/300
4 m | 4 m, 35 mm²
078734
no accessories :
075030

KRONOS 400T Duo NEW
400 V • 3 ~
400 A | Ø 200/300
no accessories :
075337

KRONOS 400T W NEW
400 V • 3 ~
400 A | Ø 200/300
no accessories :
075511

CE NORM. EN60974-1 / MADE IN FRANCE	50/60 Hz	↔	Norm A		min → max A	EN60974-1 (40°C) IA (60%)	X% (I2 max)	100%	U0 (V)	Electronic Control	W	m/min (max)	200 mm 5 kg	300 mm 15 kg	Ø mm GAS	NO GAS	Equipement d'origine / Original equipement / Originalausstattung / Equipamiento de fabrica: mm	TYPE		Cooling system	Protection	cm / kg	kg	Protected & compatible power generator (+/-15 %)	
KRONOS 250M	230V 1~	5 m	16		15 → 250	150 A	20 %	130 A	76 V		50 W	20	■	■	0.8 → 1.2	0.9 → 1.6	0.8 / 1.0	B-042360	1.0	Air	IP 23S	75 x 45 x 80	46	15 kW	18 kVA
KRONOS 250T	400V 3~	5 m	16		15 → 250	200 A	35 %	170 A	69 V		50 W	20	■	■	0.8 → 1.2	0.9 → 1.6	1.0 / 1.2	B-046849	1.0	Air	IP 23S	75 x 45 x 80	46	20 kW	24 kVA
KRONOS 320T	400V 3~	5 m	16		15 → 320	240 A	35 %	190 A	69 V		50 W	20	■	■	0.8 → 1.2	0.9 → 1.6	1.0 / 1.2	B-046849	1.2	Air	IP 23S	75 x 45 x 80	46	20 kW	24 kVA
KRONOS 400T Duo	400V 3~	5 m	32		15 → 400	300 A	35 %	280 A	66 V		50 W	20	■	■	0.8 → 1.2	0.9 → 1.6	1.0 / 1.2	B-046849	–	Air	IP 23S	90 x 55 x 67	55	25 kW	30 kVA
KRONOS 400T W	400V 3~	5 m	32		15 → 400	300 A	35 %	280 A	66 V		50 W	20	■	■	0.8 → 1.2	0.9 → 1.6	1.0 / 1.2	B-046849	–	Liquid, 800 W	IP 23S	90 x 55 x 80	53	25 kW	30 kVA

MIG/MAG INVERTER

DIGITAL • 400 V • 3~

NEW

4 in 1 | GAS | NO GAS | TIG | MMA

POWER SOURCE • 400 V • 3~

KRONOS 400T G

NEW

400 V • 3~

400 A | Ø 200/300

no accessories :
075054

KRONOS 400T GW

NEW

400 V • 3~

400 A | Ø 200/300

no accessories :
075061

DOUBLE • 400 V • 3~

KRONOS 400T Duo

NEW

400 V • 3~

400 A | Ø 200/300

no accessories :
075337

MIG WIRE FEEDERS

WF 35
50 W
Smart wire charge ✓
075078

3.5" display

WF 50
100 W
Smart wire charge ✓
Light ✓
075108

5" display

KRONOS 400T W

	Fe/CrNi	Alu		Fe/CrNi	Alu
pack KRONOS 400T W 1 077744	500 A, 4m, liquid 041004	—	4 m, 50 mm² 047853	Ø1.0/1.2 (original equipment)	—
pack KRONOS 400T W 2 077751	—	500 A, 3m, liquid 046160	4 m, 50 mm² 047853	Ø1.0/1.2 (original equipment)	B-type, Alu, Ø1.0/1.2 (x2) 040915

KRONOS 400T G

	Fe/CrNi	Alu		Fe/CrNi	Alu		
pack KRONOS 400T G 1 077768	350 A, 4m, air 063792	—	4 m, 50 mm² 047853	Ø1.0/1.2 (original equipment)	—	5 m, Ø70 mm², air 075443	WF 35 075078
pack KRONOS 400T G 2 077775	—	350 A, 3m, air 063808	4 m, 50 mm² 047853	Ø1.0/1.2 (original equipment)	B-type, Alu, Ø1.0/1.2 (x2) 040915	5 m, Ø70 mm², air 075443	WF 35 075078
pack KRONOS 400T G 3 077782	350 A, 4m, air 063792	—	4 m, 50 mm² 047853	Ø1.0/1.2 (original equipment)	—	10 m, Ø70 mm², air 075450	WF 35 075078
pack KRONOS 400T G 4 077799	—	350 A, 3m, air 063808	4 m, 50 mm² 047853	Ø1.0/1.2 (original equipment)	B-type, Alu, Ø1.0/1.2 (x2) 040915	10 m, Ø70 mm², air 075450	WF 35 075078

KRONOS 400T GW

	Fe/CrNi	Alu		Fe/CrNi	Alu		
pack KRONOS 400T GW 1 077805	500 A, 4m, liquid 041004	—	4 m, 50 mm² 047853	Ø1.0/1.2 (original equipment)	—	5 m, Ø70 mm², liquid 075474	WF 35 075078
pack KRONOS 400T GW 2 077812	—	500 A, 3m, liquid 046160	4 m, 50 mm² 047853	Ø1.0/1.2 (original equipment)	B-type, Alu, Ø1.0/1.2 (x2) 040915	5 m, Ø70 mm², liquid 075474	WF 35 075078
pack KRONOS 400T GW 3 077829	500 A, 4m, liquid 041004	—	4 m, 50 mm² 047853	Ø1.0/1.2 (original equipment)	—	10 m, Ø70 mm², liquid 075481	WF 35 075078
pack KRONOS 400T GW 4 077836	—	500 A, 3m, liquid 046160	4 m, 50 mm² 047853	Ø1.0/1.2 (original equipment)	B-type, Alu, Ø1.0/1.2 (x2) 040915	10 m, Ø70 mm², liquid 075481	WF 35 075078

KRONOS 400T Duo

	Fe/CrNi	Alu		Fe/CrNi	Alu		
pack KRONOS 400T Duo 1 077706	350 A, 4m, air 063792	—	4 m, 50 mm² 047853	Ø1.0/1.2 (original equipment)	—	—	—
pack KRONOS 400T Duo 2 077713	—	350 A, 3m, air 063808	4 m, 50 mm² 047853	—	B-type, Alu, Ø1.0/1.2 (x2) 040915	—	—
pack KRONOS 400T Duo 3 077720	350 A, 4m, air 063792	350 A, 3m, air 063808	4 m, 50 mm² 047853	Ø1.0/1.2 (original equipment)	B-type, Alu, Ø1.0/1.2 (x2) 040915	5 m, Ø70 mm², air 075443	WF 35 075078
pack KRONOS 400T Duo 4 077737	350 A, 4m, air 063792	350 A, 3m, air 063808	4 m, 50 mm² 047853	Ø1.0/1.2 (original equipment)	B-type, Alu, Ø1.0/1.2 (x2) 040915	10 m, Ø70 mm², air 075450	WF 35 075078

OPTIONS

Faisceaux de liaison - Connection cable - Zwischenschlauchpakete

NEW

AIR COOLED

5 m	70 mm²	075443
10 m	70 mm²	075450
10 m	95 mm²	077553

LIQUID COOLED

1.8 m	70 mm²	075467
5 m	70 mm²	075474
10 m	70 mm²	075481
10 m	95 mm²	075504

Pressure-regulator kit 5-30 L/min - Kit débimètre 5-30 L/min
073395

NEW

PUSH-PULL torch connection
for WF 50
078741

EN60974-1	MADE IN FRANCE	50/60 Hz	↔	Norm A	min → max A	EN60974-1 (40°C) IA (60%)	X% (I2 max)	100%	U₀ (V)	Electronic Control	W	m/min (max)	200 mm 5 kg	300 mm 15 kg	Ø mm GAS	Ø mm NO GAS	Equipement d'origine Original equipement Originalausstattung Equipamiento de fabrica mm	TYPE			Cooling system	cm / kg	kg	Protected & compatible power generator (+/-15 %)	
KRONOS 400T Duo		400 V 3~	5 m	32 A	15 → 400	300 A	35 %	280 A	66 V		50 W	20	■	■	0.8 → 1.2	0.9 → 1.6	1.0 / 1.2	B-046849	■	■ + WF	Air	90 x 55 x 67	55	25 kW	30 kVA
KRONOS 400T G		400 V 3~	5 m	32 A	15 → 400	300 A	35 %	280 A	66 V		—								—	■ + WF	Air	90 x 55 x 67	68	25 kW	30 kVA
KRONOS 400T GW		400 V 3~	5 m	32 A	15 → 400	300 A	35 %	280 A	66 V		—								—	■ + WF	Liquid, 800 W	90 x 55 x 80	70	25 kW	30 kVA
WF 35		—				500 A	60 %	—			50 W	20	■	■	0.8 → 1.2	0.9 → 1.6	1.0 / 1.2	B-046849	—	■	Air /Liquid	58 x 26 x 48	14	—	—
WF 50		—				500 A	60 %	—			100 W	20	■	■	0.8 → 1.6	0.9 → 2.4	1.0 / 1.2	F-061873	—	■	Air /Liquid	58 x 26 x 48	15	—	—

5" DIGITAL INTERFACE

NEW

ACCESSIBILITY

2 interface levels
- EASY
- EXPERT

10 languages
- French
- English
- German
- Italian
- Spanish
- Czech
- Dutch
- Russian
- Chinese
- Japanese

Easy mode

Expert mode

MIG

MANUAL	STANDARD SYNERGIC
SPOT	SPOT DELAY

TIG

STANDARD	PULSE
SPOT	SPOT PULSE

MMA

STANDARD
PULSE

MANUAL

QUICK LOAD

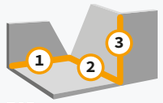

AUTOMATION

SAM ✓ Automation module compatibility SAM-1N/1A MIG/GMAW **(details p.61)**

GOUGING

Ø 4 > 6.4 (400 G)
Ø 4 > 8 (500 G)

CONNECTIVITY

TRACEABILITY

History data export

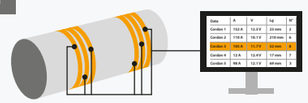

✓ QMOS - WPQR
✓ DMOS - WPS

ENERGY CONTROL : 20 kHz, kJ or kJ/cm

PORTABILITY

Share configuration & jobs

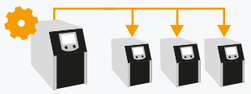

SOFTWARE UPDATE

Neopulse/Neomig-i evolutions

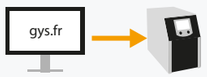

NEOMIG-i 400 G	Fe/CrNi	Alu		Fe/CrNi	Alu				
pack NEOMIG-i 400 G W1 077843	500 A, 4m, liquid 041004	—	4 m, 70 mm² 043831	Ø1.0/1.2 (original equipment)	—	10 m, Ø70 mm², liquid 075481	WF 50 075108	Koolweld 2 075115	10m³ L 075498
pack NEOMIG-i 400 G W2 077850	—	500 A, 3m, liquid 046160	4 m, 70 mm² 043831	Ø1.0/1.2 (original equipment)	F-type, Alu, Ø1.0/1.2 (x4) 061903	10 m, Ø70 mm², liquid 075481	WF 50 075108	Koolweld 2 075115	10m³ L 075498
pack NEOMIG-i 400 G W3 077867	500 A, 4m, liquid 041004	—	4 m, 70 mm² 043831	Ø1.0/1.2 (original equipment)	—	10 m, Ø95 mm², liquid 075504	WF 50 075108	Koolweld 2 075115	10m³ L 075498
pack NEOMIG-i 400 G W4 077874	—	500 A, 3m, liquid 046160	4 m, 70 mm² 043831	Ø1.0/1.2 (original equipment)	F-type, Alu, Ø1.0/1.2 (x4) 061903	10 m, Ø95 mm², liquid 075504	WF 50 075108	Koolweld 2 075115	10m³ L 075498
NEOMIG-i 500 G									
pack NEOMIG-i 500 G W1 077881	500 A, 4m, liquid 041004	—	4 m, 70 mm² 043831	Ø1.0/1.2 (original equipment)	—	10 m, Ø95 mm², liquid 075504	WF 50 075108	Koolweld 2 075115	10m³ L 075498
pack NEOMIG-i 500 G W2 077898	—	500 A, 3m, liquid 046160	4 m, 70 mm² 043831	Ø1.0/1.2 (original equipment)	F-type, Alu, Ø1.0/1.2 (x4) 061903	10 m, Ø95 mm², liquid 075504	WF 50 075108	Koolweld 2 075115	10m³ L 075498

MIG/MAG INVERTER DIGITAL • 3~

NEW

WIRE FEEDERS

Speed control with **tachymeter**
20 m/min max

WF 35
50 W
Smart wire charge ✓
075078
3.5" display

WF 50
100 W
Smart wire charge ✓
Light ✓
075108
5" display

IP 23 INDOOR / OUTDOOR

NEOMIG-I 400 G NEW
400 A @ 100 %
no accessories/no trolley
075085

NEOMIG-I 500 G NEW
500 A @ 60 %
no accessories/no trolley
075092

OPTION
Trolley
10m³ L
075498

OPTION
Cooling unit 890 W, 5.5 L
liquid not included
KOOLWELD 2
075115

OPTIONS

Faisceaux de liaison - Connection cables - Zwischenschlauchpakete
p. 50

USB key
16 Go/GB
062344

Pressure-regulator kit 5-30 L/min - Kit débimètre 5-30 L/min
for WF 35 / WF 50
073395

PUSH-PULL torch connection
for WF 50
078741

CE NORM. EN60974-1	MADE IN FRANCE	50 / 60 Hz	↔	A	min→max	EN60974-1 (40°C) MIG I (60%)	X% (I2 max)	100%	Uo	PUSHPULL	Electronic Control	W	m/min (max)	200 mm 5 kg	300 mm 15 kg	GAS	NO GAS	Ø mm	TYPE	cm	kg	Protected & compatible power generator (+/-15%)	✓
NEOMIG-I 400 G		400 V · 3 ~	5 m	32	15→400	400 A	100 %	400 A	85 V	—										68 x 30 x 48	37	30 kW	36 kVA
NEOMIG-I 500 G		400 V · 3 ~	5 m	32	15→500	470 A	60 %	400 A	85 V	—										68 x 30 x 48	37	30 kW	36 kVA
WF 50		—				500 A	60 %	—		OPTION		100 W	20	■	■	0.8 → 1.6	0.9 → 2.4	1.0 / 1.2	F-061873	58 x 26 x 48	15	—	

MIG/MAG INVERTER PULSE

Youtube

PFC POWER FACTOR CORRECTION

185 V ⟷ 265 V

110 V 230 V

100 m

IP 23 INDOOR / OUTDOOR

NEOPULSE 320C, 400 CW & NEOFEED 4W

AUTOMATION

SAM ✓ Neopulse 320 C, 400 CW, 400 G
Automation module compatibility
SAM-1N/1A MIG/GMAW **(details p.61)**

230 V • 1 ~

NEOPULSE 220 C

220 A | Ø 200

PFC | AIR | MMA | TIG | IP 23S

no accessories/no trolley

061835

NEOPULSE 220 C XL

220 A | Ø 200/300

PFC | AIR | MMA | TIG | IP 23S

no accessories/no trolley

061842

400 V • 3 ~

NEOPULSE 320 C

320 A | Ø 200/300

AIR | MMA | TIG | WF ✓ | IP 23

no accessories/no trolley

062474

NEOPULSE 400 CW

400 A | Ø 200/300 | 400 A @ 60 %

AIR | LIQUID | MMA | TIG | WF ✓ | GOUGING | AD | IP 23

no accessories/no trolley

062061

400 V • 3 ~ • POWER SOURCE

NEOPULSE 400 G

400 A @ 60 %

no accessories/no trolley

014497

NEOPULSE 500 G

500 A @ 50 %

no accessories/no trolley

014503

WF ✓ | MMA | TIG | GOUGING | IP 23

OPTIONS

USB key
16 Go/Go
included

062344

Push Pull (24V/42V)

Connector 14pt, male
047686

Connector 14pt, female
064386

Skate NEOPULSE 320 C (+WCU)
700 x 100 x 350 mm

037717

JOBSITE XL

600 x 1150 x 584 mm

039568

10m³ T/M 400 A

113 x 54 x 115 mm

037328

EN60974-1 EN60974-5 EN60974-10	MADE IN FRANCE	50 / 60 Hz	A	A	PUSHPULL	MIG EN60974-1 (40°C) I (60%)	X% (I2 max)	100%	Uo	Electronic Control	max m/min	Ø mm GAS	Ø mm NO GAS	Ø mm 200 mm 5 kg	Ø mm 300 mm 15 kg	Equipement d'origine Original equipment Originalausstattung Equipamiento de fabrica	TYPE	cm	kg	Protected & compatible power generator (+/-15 %)
NEOPULSE 220 C		200 → 240 V · 1 ~	16	10 → 220	24 V	150 A	20%	130 A	80 V	■	20	0.6 → 1.2	0.9 → 1.2	■	—	acier-steel 0.8 / 1.0 mm	B	55 × 41 × 32	28	7.5 kW
NEOPULSE 220 C XL		200 → 240 V · 1 ~	16	10 → 220	24 V	150 A	20%	130 A	80 V	■	20	0.6 → 1.2	0.9 → 1.2	■	■	acier-steel 0.8 / 1.0 mm	B	32 × 49 × 60	30	7.5 kW
NEOPULSE 320 C		400 V · 3 ~	25	10 → 320	24/42 V	300 A	40%	280 A	85 V	■	22	0.6 → 1.2	0.9 → 1.6	■	■	acier-steel 1 / 1.2 mm	F (061873)	30 × 68 × 55	37	13 kW
NEOPULSE 400 CW		400 V · 3 ~	32	10 → 400	24/42 V	400 A	60%	360 A	85 V	■	22	0.6 → 1.6	0.9 → 2.4	■	■	acier-steel 1 / 1.2 mm	F (061873)	96 x 51 x 85	78	20 kW
NEOPULSE 400 G		400 V · 3 ~	32	10 → 400	—	400 A	60%	360 A	85 V	—								68 × 30 × 42	31	20 kW
NEOPULSE 500 G		400 V · 3 ~	32	10 → 500	—	470 A	50%	440 A	85 V	—								68 × 30 × 42	32	25 kW

WF MIG WIRE FEEDER

✓ NEOPULSE 320C
✓ NEOPULSE 400 CW
✓ NEOPULSE 400G
✓ NEOPULSE 500G

NEOFEED 4W

AIR
LIQUID
IP 23
PUSH PULL COMPATIBILITY 24/42 V

connection cable not included
014527

EN60974-1 (40°C)			max	Ø mm		Ø mm		Equipement d'origine - Original equipement Originalausstattung - Equipamiento de fábrica			
IA 60%	X% I2 max	Electronic Control	m/min	200	300	GAS	NO GAS		TYPE	cm	kg
500	60		22	■	■	0.6 → 1.6	0.9 → 2.4	1.0 / 1.2 mm	F-061873	70 × 51 × 38	20.5

OPTIONS

CONNECTION CABLES

		AIR COOLED	LIQUID COOLED
1.8 m	70 mm²	071780	037243
5 m	70 mm²	047587	047617
10 m	70 mm²	047594	047624
10 m	95 mm²	047600	047631
15 m	95 mm²	038349	038448
20 m	95 mm²	038431	038455

ROLLERS
047020

SKIS
047037

REMOTE CONTROL

✓ NEOPULSE 320C
✓ NEOPULSE 400 CW
✓ NEOPULSE 400G
✓ NEOPULSE 500G
✓ NEOFEED 4W

RC-HD2

SOFTWARE UPDATE

command cable not included
062122

included fixation

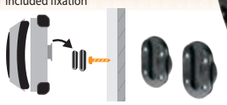

Command cable

2.8 m	063907
6 m	063914
11 m	036925

10 pts, male
064355

10 pts, female
064362

OPTIONS

MAGNETFIX 50
029637

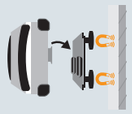

Fixing kit 2
for trolley T/M 400A
037779

NEOPULSE 320C & 400CW

CONFIGURATION 1

Connection kit
NUM-1
063938

CONFIGURATION 2

Connection kit
NUM-1
063938

NEOPULSE 400G & 500G

CONFIGURATION 1

No connection kit

CONFIGURATION 2

Connection kit
NUM-1
063938

EXTEND PRODUCTIVITY

×2 DOUBLE WIRE FEEDER

✓ NEOPULSE 400G
✓ NEOPULSE 500G

DOUBLE WIRE FEEDER OPTIONS

Fixation kit
for trolley T/M 400A
064690

TWINCOOL
Cooling unit 1000 W, 5.5 L
liquid not included

065086

NEOPULSE 400G & 500G

CONFIGURATION 1

Connection kit
NUM-2
064942

CONFIGURATION 2

Connection kit
NUM-2
064942
+
NUM MIG 1
062993
+
NUM-1
063938

Pressure-regulator kit 5-30 L/min - Kit débimètre 5-30 L/min

✓ NEOFEED 4W
✓ NEOPULSE 320 C
✓ NEOPULSE 400 CW

073395

OPTIONS

RC-HA2
10m
047679

Skate
for NEOPULSE 320C + WCU
037717

Trolley - T/M 400
for NEOPULSE
320C, 400G & 500G
1105 x 1135 x 540 mm
037328

Filter kit
063143

Push Pull (24V/42V)

Connector 14pt, male
047686

Connector 14pt, female
064386

USB key
16 Go/GB
included
062344

Cooling liquid
(not included)

5L
062511

10L
052246

liquid not included

Fe/CrNi
Alu

NEOPULSE 220C

pack NEOPULSE 220C A1 062801		TYPE B, Ø 0.8/1 (x2) (Original Equipment)		4 m, 35 mm² 043817			250 A, 3 m, air 040700	
pack NEOPULSE 220C A2 062818		TYPE B, Ø 0.8/1 (x2) (Original Equipment)	TYPE B, Alu, Ø 1/1.2 (x2) 040915	4 m, 35 mm² 043817				250 A, 3 m, air 040724

liquid not included

Fe/CrNi
Alu

NEOPULSE 220C XL

pack NEOPULSE 220C XL A1 062825		TYPE B, Ø 0.8/1 (x2) (Original Equipment)		4 m, 35 mm² 043817			250 A, 4 m, air 040922	
pack NEOPULSE 220C XL A2 062832		TYPE B, Ø 0.8/1 (x2) (Original Equipment)	TYPE B, Alu, Ø 1/1.2 (x2) 040915	4 m, 35 mm² 043817				250 A, 3 m, air 040724

liquid not included

Fe/CrNi
Alu

NEOPULSE 320C

pack NEOPULSE 320C A1 062849		TYPE F, Ø 1/1.2 (x4) (Original Equipment)		4m, 70 mm² 036994			350 A, 4 m, air 040946	
pack NEOPULSE 320C A2 062856		TYPE F, Ø 1/1.2 (x4) (Original Equipment)	TYPE F, Alu, Ø 1/1.2 (x4) 061903	4m, 70 mm² 036994				350 A, 3 m, air 040731
pack NEOPULSE 320C W1 062863	WCU 1kW C 013537	TYPE F, Ø 1/1.2 (x4) (Original Equipment)		4m, 70 mm² 036994	T/M 400 037328		300 A, 4 m, liquid 043275	
pack NEOPULSE 320C W2 062870	WCU 1kW C 013537	TYPE F, Ø 1/1.2 (x4) (Original Equipment)	TYPE F, Alu, Ø 1/1.2 (x4) 061903	4m, 70 mm² 036994	T/M 400 037328			300 A, 3 m, liquid 040748
pack NEOPULSE 320C W3 063402	WCU 1kW C 013537	TYPE F, Ø 1/1.2 (x4) (Original Equipment)	TYPE F, Alu, Ø 1/1.2 (x4) 061903	4m, 70 mm² 036994		Skate 037717		300 A, 3 m, liquid 040748

liquid not included

Fe/CrNi
Alu

NEOPULSE 400CW

pack NEOPULSE 400CW 1 071483				4m, 70 mm² 043831			500 A, 4 m, liquid 041004	
pack NEOPULSE 400CW 2 071490		TYPE F, Alu, Ø 1/1.2 (x4) 061903		4m, 70 mm² 043831				500 A, 3 m, liquid 046160

liquid not included



Fe/CrNi
Alu

NEOPULSE 400G

pack NEOPULSE 400G A1 062887	NEOFEED 4W 014527			5 m, air, ø 70 mm² 047587	TYPE F, Ø 1/1.2 (x4) (Original Equipment)		4m, 70 mm² 043831		T/M 400 037328			450 A, 4 m, air 045392		
pack NEOPULSE 400G W1 062894	NEOFEED 4W 014527		NEOCOOL 1000W 032750	10 m, liquid, ø 95 mm² 047631	TYPE F, Ø 1/1.2 (x4) (Original Equipment)		4m, 70 mm² 043831		T/M 400 037328			500 A, 4 m, liquid 041004		
pack NEOPULSE 400G W2 062900	NEOFEED 4W 014527		NEOCOOL 1000W 032750	10 m, liquid, ø 95 mm² 047631	TYPE F Ø 1/1.2 (x4) (Original Equipment)	TYPE F, Alu Ø 1/1.2 (x4) 061903	4m, 70 mm² 043831		T/M 400 037328				500 A, 3 m, liquid 046160	
pack NEOPULSE 400G W3 066533	×2 NEOFEED 4W 014527		TWINCOOL 1000W 065086	×2 10 m, liquid, ø 95 mm² 047631	TYPE F Ø 1/1.2 (x4) (Original Equipment)	TYPE F, Alu Ø 1/1.2 (x4) 061903	4m, 70 mm² 043831		T/M 400 037328	fixation kit 064690		500 A, 4 m, liquid 041004	500 A, 3 m, liquid 046160	Kit NUM-2 064942
pack NEOPULSE 400G W4 066540	×2 NEOFEED 4W 014527	×2 Rollers 047020	TWINCOOL 1000W 065086	×2 10 m, liquid, ø 95 mm² 047631	TYPE F Ø 1/1.2 (x4) (Original Equipment)	TYPE F, Alu Ø 1/1.2 (x4) 061903	4m, 70 mm² 043831				Pallet trolley 064621	500 A, 4 m, liquid 041004	500 A, 3 m, liquid 046160	Kit NUM-2 064942
pack NEOPULSE 400G W5 072718	NEOFEED 4W 014527		NEOCOOL 1000W 032750	10 m, liquid, ø 70 mm² 047624	TYPE F, Ø 1/1.2 (x4) (Original Equipment)				T/M 400 037328					
pack NEOPULSE 400G W6 072725	NEOFEED 4W 014527		NEOCOOL 1000W 032750	10 m, liquid, ø 70 mm² 047624	TYPE F, Ø 1/1.2 (x4) (Original Equipment)		4m, 50 mm² 047853		T/M 400 037328			500 A, 4 m, liquid 041004		
pack NEOPULSE 400G W7 072732	NEOFEED 4W 014527		NEOCOOL 1000W 032750	10 m, liquid, ø 70 mm² 047624	TYPE F Ø 1/1.2 (x4) (Original Equipment)	TYPE F, Alu Ø 1/1.2 (x4) 061903	4m, 50 mm² 047853		T/M 400 037328				500 A, 3 m, liquid 046160	

liquid not included



Fe/CrNi
Alu

NEOPULSE 500G

pack NEOPULSE 500G A1 062917	NEOFEED 4W 014527			10 m, air, ø 95 mm² 047600	TYPE F, Ø 1/1.2 (x4) (Original Equipment)			4m, 95 mm² 047013	T/M 400 037328			450 A, 4 m, air 045392		
pack NEOPULSE 500G W1 062924	NEOFEED 4W 014527		NEOCOOL 1000W 032750	10 m, liquid, ø 95 mm² 047631	TYPE F, Ø 1/1.2 (x4)) (Original Equipment)			4m, 95 mm² 047013	T/M 400 037328			500 A, 4 m, liquid 041004		
pack NEOPULSE 500G W2 062931	NEOFEED 4W 014527		NEOCOOL 1000W 032750	10 m, liquid, ø 95 mm² 047631	TYPE F Ø 1/1.2 (x4) (Original Equipment)	TYPE F, Alu Ø 1/1.2 (x4) 061903		4m, 95 mm² 047013	T/M 400 037328				500 A, 3 m, liquid 046160	
pack NEOPULSE 500G W3 066557	×2 NEOFEED 4W 014527		TWINCOOL 1000W 065086	×2 10 m, liquid, ø 95 mm² 047631	TYPE F Ø 1/1.2 (x4) (Original Equipment)	TYPE F, Alu Ø 1/1.2 (x4) 061903		4m, 95 mm² 047013	T/M 400 037328	fixation kit 064690		500 A, 4 m, liquid 041004	500 A, 3 m, liquid 046160	Kit NUM-2 064942
pack NEOPULSE 500G W4 066564	×2 NEOFEED 4W 014527	×2 Rollers 047020	TWINCOOL 1000W 065086	×2 10 m, liquid, ø 95 mm² 047631	TYPE F Ø 1/1.2 (x4) (Original Equipment)	TYPE F, Alu Ø 1/1.2 (x4) 061903		4m, 95 mm² 047013			Pallet trolley 064621	500 A, 4 m, liquid 041004	500 A, 3 m, liquid 046160	Kit NUM-2 064942

INTEGRATION

ONLINE CONFIGURATION GUIDE

	I (100%)	Integrated wirefeeder	SAM-1A (Analogic/Digital)	SAM-1N (Numerical)
MIG/MAG - GMAW/FCAW				
NEOPULSE 320 C	280 A	✓	✓	✓
NEOPULSE 400 CW	360 A	✓	✓	✓
NEOPULSE 400 G	360 A	–	✓	✓
NEOPULSE 500 G	440 A	–	✓	✓
EXAGON 400 FLEX CC/CV	350 A	–	✓	✓
TIG - GTAW				
TITAN 400 DC	360 A	–	✓	✓
TITANIUM 230 AC/DC	170 A	–	–	✓
TITANIUM 400 AC/DC	360 A	–	✓	✓

+

ROBOT		COBOT		PLC	
ABB	✓✓	DOOSAN	✓✓	BECKHOFF	✓✓
FANUC	✓✓	HANWHA	✓✓	PROFACE	✓✓
KAWASAKI	✓✓	JAKA	✓✓	ROCKWELL AUTOMATION	✓✓
KUKA	✓✓	OMRON	✓✓	SCHNEIDER ELECTRIC	✓✓
STÄUBLI	✓✓	TECHMEN ROBOT	✓✓	SIEMENS	✓✓
YASKAWA	✓✓	UNIVERSAL ROBOTS	✓✓	UNITRONICS	✓✓
...		...		WAGO	✓✓

+

Complete with -
Completez avec

WIRE FEEDER

COOLING UNIT

REMOTE CONTROL

www.gys.fr

=

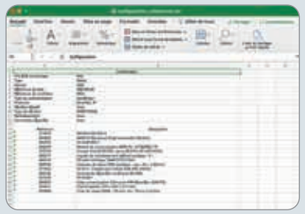

Complete configuration

*A summary of the requested set-up configuration as an **Excel** file along with a list of the GYS equipments needed to automate it.*
*- Récapitulatif de la configuration souhaitée au format **Excel** avec les équipements GYS nécessaires à l'automatisation.*

+

Back-End

Zip file with :
- *3D models (.step)*
- *IP configuration*
- *Software*
- *Electronic files*
- *Data mapping files*

+

Front-End

User interfaces :
- *URcap software*
- *More on demand...*

AUTOMATION MODULE

Youtube

POWER SOURCE › PLC/ROBOT/COBOT CONNECTION

1 MACHINE CONNECTIVITY KITS

KIT NUM TIG/GTAW 1
for TITAN 400 DC & TITANIUM 400 AC/DC
037960

KIT NUM MIG/GMAW 1
for NEOPULSE 320C, 400 CW, 400G & 500G
062993

2 SMART AUTOMATION MODULE
SAM 1N
064935

3 ANYBUS CONNECTORS

Ethernet IP	062078
Profinet	062085
Modbus TCP	063013
Devicenet	062092
Can Open	062108
Ethercat	063006

1 SMART AUTOMATION MODULE
SAM 1A
071940

Analogic /Digital

8 inputs
7 outputs

Integrated SAFETY function

3 modes : Job, Manual, Tracking

POWER SOURCE › PLC/ROBOT/COBOT CONNECTION

ROBOTIC WIRE FEEDER

POWER SOURCE › PLC/ROBOT/COBOT CONNECTION

4

SMARTFEED M-4
066618

IP 21 | MOTOR 115 W

Front view

4 NEW

SMARTFEED MB-PP
073647

IP 21 | BRUSHLESS MOTOR 100 W

PUSH-PULL BRUSHLESS MOTOR

Front view

ULTRA LIGHT 4.5 kg

VIBRATION & SHOCK RESISTANT

Back view

EN60974-1 (40°C)			Equipement d'origine - Original equipement Originalausstattung - Equipamiento de fabrica		max	PUSH-PULL	Ø mm			
IA 60%	X% I2 max	Electronic Control		TYPE	m/min		GAS	NO GAS	cm	kg
500	60		1.0 / 1.2 mm	F-061873	1 → 25	■	0.6 → 1.6	0.9 → 2.4	24.5 × 15 × 21.5	4.5

Options Robotic MIG connection cables

Liquid, 4 m, Ø 95mm²
073517

Liquid, 8 m, Ø 95mm²
069725

Liquid, 12 m, Ø 95mm²
078581
NEW

Kit n°20 Cable guide
075429

Kit n°21 Cable fixation
077324

Command cable, 4 m
073524

Command cable, 8 m
073531

Smartfeed support for ROBOT kits

Kit n°1	070707
Kit n°2	071445
Kit n°3	071452
Kit n°4	071469
...	...

✓ ABB
✓ FANUC
✓ KAWASAKI
✓ KUKA
✓ YASKAWA

MORE COMING SOON

Compatibilities on demand - Compatibilités sur demande - Kompatibilitäten auf Anfrage

PACKS



More configurations -
Plus de configurations

TIG GTAW
MIG/MAG GMAW/FCAW
PLASMA CUTTING

COBOT

✓ DOOSAN ✓ OMRON ✓ UNIVERSAL ROBOT
✓ HANWHA ✓ TECHMAN

PACK NEOPULSE 320C A3 COBOT
067905

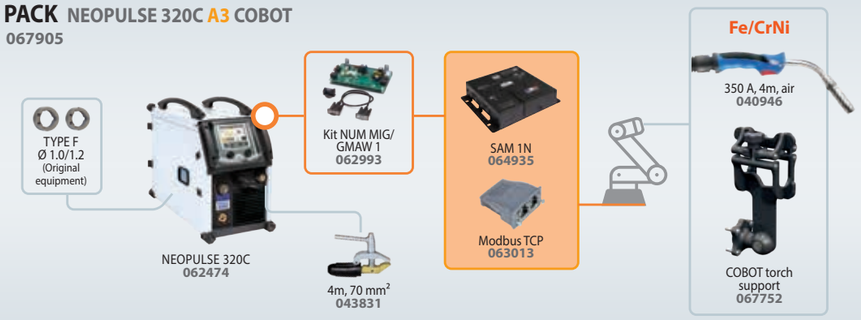

PACK NEOPULSE 320C W4 COBOT
067912

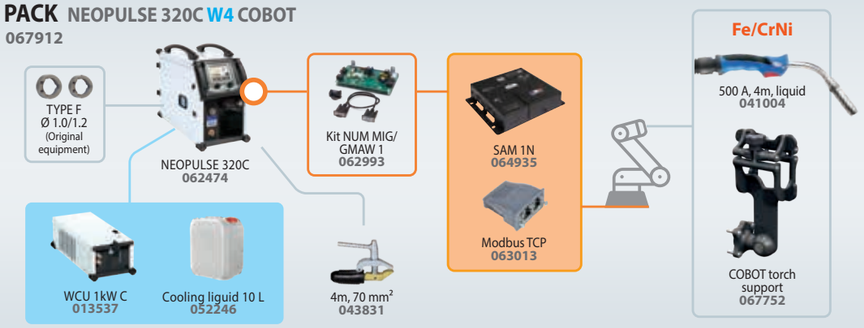

PACK NEOPULSE 400 CW 3 COBOT
071506

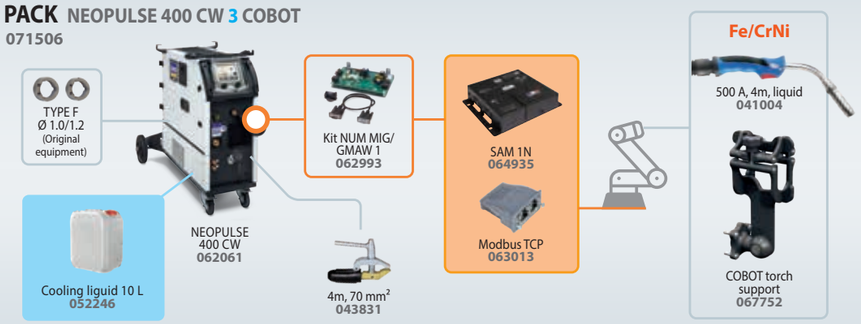

ROBOT

✓ ABB ✓ KAWASAKI ✓ STÄUBLI
✓ FANUC ✓ KUKA ✓ YASKAWA

MIG/MAG MULTIPROCESS
INVERTER CC/CV

Heavy Duty
Pipe
Petrol Offshore

VRD inside Voltage Reduction Device

MEMORY : 50 MMA JOBS + 50 TIG JOBS

QUICK ACCESS
Program charge mode easy

EASY USB UPDATE
DIRECT COMPUTER

V/A control
Arcforce/Inductance control
SECURITY Lock/Unlock parameters
Remote control

ROBUST DESIGN

IP 23 INDOOR / OUTDOOR

SR | VRD inside | HS | AF | CEL cellulosic | IP 23 | ALU aluminium
MMA PULSE | TIG LIFT | GOUGING | AD

3 COMBINATIONS
Complete packs & details - p.66/67

5 MIG Wire feeder | 6 MIG Portable feeder | 7 TIG HF

EXAGON 400 CC/CV

400 V • 3 ~ | 400A 60 %
400 A

no accessories
010925

7 in 1

1. MMA
2. MMA • PULSE — Kits MMA p. 14
3. TIG DC LIFT — Torches & consumables p. 31
4. GOUGING — Accessories p. 15
5. MIG Wire feeder — EXAFEED 4L
6. MIG Portable feeder — NOMADFEED 425-4 CC/CV
7. TIG HF — EXATIG

FLEX
208V — 525V
1~ — 3~

EXAGON 400 FLEX CC/CV

208 → 525 V • 1 → 3 ~ | 400A 60 %
400 A

no accessories
069718

NEW 2023

5 in 1

1. MMA
2. MMA • PULSE — Kits MMA p. 14
3. TIG DC LIFT — Torches & consumables p. 31
4. GOUGING — Accessories p. 15
5. MIG Portable feeder — NOMADFEED 425-4 CC/CV

NOMADFEED COMBINATION
Complete packs & details - p.66/67

6 MIG Portable feeder

AUTOMATION

SAM — Automation module compatibility SAM-1N/1A MIG/GMAW **(details p.61)**

PFC EN 61000-3-12 POWER FACTOR CORRECTION

OPTIONS

Only for Exagon 400 CC/CV

EXACOOL LIQUID
1000 W, cooling unit (5.5l) liquid not included
032422

Cooling liquid (not included)
5 L 062511
10 L 052246

Trolley T/M 400
1105x 1135x540 mm
037328

Jobsite XL
118x 61x60 mm
039568

Filter kit
046580

REMOTE CONTROL RC-HA1
8 m 045675
20 m 066625

	CE NORM. EN60974-1	MADE IN FRANCE	~	50 / 60 Hz	A	MMA	TIG	MIG	PFC	FLEX	SR	VRD	HS	AF	CEL	ALU	MMA PULSE	TIG Lift	AD	IP23	for normal use	I (60%)	X% (I2 max)	100%	Uo	cm / kg	Protected & compatible power generator (+/-15 %)	
						I_2			INTEGRATED TECHNOLOGY												X% GYS (20°C)	EN60974-1 (40°C)						
EXAGON 400 CC/CV			3	400 V	32A	5 → 400	5 → 400	15 → 400	—	—	■	■	✪	✪	■	■	■	■	■	■	100% @ 350 A	400 A	60%	350 A	84 V	58 x 52 x 30 / 36	30 kW	36 kVA
EXAGON 400 FLEX CC/CV			1	208 → 300 V	63	15 → 270	10 → 270	10 → 270	■	■	■	■	✪	✪	■	■	■	■	■	■	100% @ 220 A	270 A	60 %	220 A	80 V	66 x 52 x 30 / 36	30 kW	36 kVA
				300 → 525 V	32																							
			3	208 → 300 V	63	15 → 400	10 → 400	10 → 400													100% @ 350 A	400 A	60 %	350 A				
				300 → 525 V	32																							

Packs MIG

EXAGON 400 CC/CV										
pack EXAGON MAG A1 012417	EXAFEED 4L 032408		10 m, air, ø 70 mm² 047594			TYPE C, Ø 1/1.2 (Original Equipment)	4m, 70 mm² 043831	T/M 400 037328		350 A, 4 m, air 040946
pack EXAGON MAG A2 013377	EXAFEED 4L 032408		5 m, air, ø 70 mm² 047587			TYPE C, Ø 1/1.2 (Original Equipment)	4m, 70 mm² 043831	T/M 400 037328		350 A, 4 m, air 040946
pack EXAGON MAG W1 012424	EXAFEED 4L 032408	EXACOOL 1000W 032422	10 m, liquid, ø 95 mm² 047631			TYPE C, Ø 1/1.2 (Original Equipment)	4m, 70 mm² 043831	T/M 400 037328		500 A, 4 m, liquid 041004
pack EXAGON MAG W2 013384	EXAFEED 4L 032408	EXACOOL 1000W 032422	5 m, liquid, ø 70 mm² 047617			TYPE C, Ø 1/1.2 (Original Equipment)	4m, 70 mm² 043831	T/M 400 037328		500 A, 4 m, liquid 041004
pack EXAGON MAG A5 013421				NOMADFEED 425-4 036291	5 m, ø 95 mm² 032439	TYPE C, Ø 1/1.2 (Original Equipment)	4m, 70 mm² 043831			450 A, 4 m, air 045392
pack EXAGON MAG A6 013438				NOMADFEED 425-4 036291	5 m, ø 95 mm² 032439	TYPE C, Ø 1/1.2 (Original Equipment)	4m, 70 mm² 043831		Jobsite XL 039568	450 A, 4 m, air 045392
EXAGON 400 FLEX CC/CV										
pack EXAGON FLEX MAG A3 076327				NOMADFEED 425-4 036291	5 m, ø 95 mm² 032439	TYPE C, Ø 1/1.2 (Original Equipment)	4m, 70 mm² 043831			450 A, 4 m, air 045392
pack EXAGON FLEX MAG A4 076334				NOMADFEED 425-4 036291	5 m, ø 95 mm² 032439	TYPE C, Ø 1/1.2 (Original Equipment)	4m, 70 mm² 043831		Jobsite XL 039568	450 A, 4 m, air 045392

Packs MMA

EXAGON 400 CC/CV					
pack EXAGON MMA 1 012387	5 m, 50 mm²	4 m, 50 mm²			
	MMA kit 7 047419				
pack EXAGON MMA 2 012394	5 m, 50 mm²	4 m, 50 mm²			Jobsite XL 039568
	MMA kit 7 047419				
pack EXAGON MMA 3 012400	5 m, 50 mm²	4 m, 50 mm²	Gouging torch, 1000 A 041516	Cable 5 m for gouging torch 040670	Jobsite XL 039568
	MMA kit 7 047419				
EXAGON 400 FLEX CC/CV					
pack EXAGON FLEX MMA 1 076235	5 m, 50 mm²	4 m, 50 mm²			
	MMA kit 7 047419				
pack EXAGON FLEX MMA 2 076242	5 m, 50 mm²	4 m, 50 mm²			Jobsite XL 039568
	MMA kit 7 047419				
pack EXAGON FLEX MMA 3 076259	5 m, 50 mm²	4 m, 50 mm²	Gouging torch, 1000 A 041516	Cable 5 m for gouging torch 040670	Jobsite XL 039568
	MMA kit 7 047419				

Packs TIG

EXAGON 400 CC/CV							
pack EXAGON TIG 1 062597	EXATIG 013780	SR26 L, 8 m 046184		4 m, 50 mm² 047853	Command cable, 11 m 036925	10 m, ø 95 mm² 032446 (x2)	
pack EXAGON TIG 2 062603	EXATIG 013780	SR26 L, 8 m 046184		4 m, 50 mm² 047853	Command cable, 11 m 036925	10 m, ø 95 mm² 032446 (x2)	Jobsite XL 039568
pack EXAGON TIG 3 062948	EXATIG 013780		SR26 DB, 8 m 046177	4 m, 50 mm² 047853	Command cable, 11 m 036925	10 m, ø 95 mm² 032446 (x2)	

MIG
✓ EXAGON 400 CC/CV
✗ ~~EXAGON 400 FLEX CC/CV~~

WIRE FEEDER

PUSH PULL COMPATIBILITY

AIR | LIQUID

CONNECTION CABLE

AIR COOLED		
5 m	70 mm²	047587
10 m	70 mm²	047594
10 m	95 mm²	047600
15 m	95 mm²	038349
20 m	95 mm²	038431
LIQUID COOLED		
1.8 m	70 mm²	037243
5 m	70 mm²	047617
10 m	70 mm²	047624
10 m	95 mm²	047631
15 m	95 mm²	038448
20 m	95 mm²	038455

ROLLERS 047020

SKIS 047037

REMOTE CONTROL RC-HA2 10m (EXAFEED only) 047679

Push Pull (24V/42V)

Connector 14pt, male 047686

Connector 14pt, female 064386

MADE IN FRANCE

EXAFEED 4L 032408

EN60974-1 (40°C) IA (60%)	X% (I2 max)	Electronic Control	max m/min	200 mm 5 kg	300 mm 15 kg	Ø mm GAS	Ø mm NO GAS	Equipement d'origine - Original equipement - Originalausstattung - Equipamiento de fabrica	TYPE	cm	kg
500	60		22	■	■	0.6 → 1.6	0.9 → 2.4	1.0 / 1.2 mm	C-042117	70 × 51 × 38	20.5

MIG
✓ EXAGON 400 CC/CV
✓ EXAGON 400 FLEX CC/CV

PORTABLE FEEDER

UNIVERSAL
CHANTIER - JOBSITE

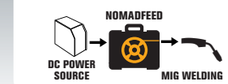

INDOOR / OUTDOOR

Ø 200/300

MADE IN FRANCE

OPTIONS

NOMADFEED CABLE

5 m 95 mm² 032439
10 m 95 mm² 032446
15 m 95 mm² 036666
20 m 95 mm² 036673

OPEN ARC

Adapter kit for self shielded flux-cored wires - Adaptateur pour fil fourré sans gaz 068636

NOMADFEED 425-4 CC/CV 036291

I V	50/60 Hz	100% A	60% A	Ø mm	Electronic Control	GAS	NO GAS	Ø mm	DC power source Mode Constant Current	Mode Constant Voltage	Equipement d'origine - Original equipement - Originalausstattung - Equipamiento de fabrica mm	TYPE		Protected against over voltage	cm	kg	IP
888	16>110V DC	300	425	200/300		0.6 → 1.6	0.9 → 2.4		■	■	1.2/ 1.6	E-038615 / C-038646	4 m 95 mm²	■	67.5 × 27 × 49	15.5	23

TIG HF
✓ EXAGON 400 CC/CV
✗ ~~EXAGON 400 FLEX CC/CV~~

HF IGNITION CONTROL UNIT

✓ 2T ✓ 4T
✓ HF 9kV

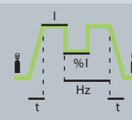

FULL CONTROL
SPECIAL EXAGON 400 CC/CV

UNIVERSAL

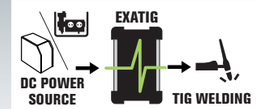

INDOOR /OUTDOOR

L|DB|P

MADE IN FRANCE

5 › 25 L/min

70/95 mm² Ø 13 mm

EXATIG no accessories : 013780

I2 TIG	U1 min	U1 max	X% GYS (20°C) for normal use	EN60974-1 (40°C) I (60%)	X% (I2 max)	100%	cm	kg
40 → 400	10 V	100 V	100%@220 A	270 A	25%	220 A	34 × 26 × 16	6.5

OPTIONS



x2 045712

Tuyau caoutchouc-Rubber hose, Ø 6.0 X 12 (DIN 73379) 4 m 046269
x m 046276

Power cable 10 m 032446
x 2 for Exatig

Fixing kit for trolley T/M 400A 037779

EXATIG / EXAGON connection

Command cable
2.8 m 063907
6 m 063914
11 m 036925

Connection kit 036918

TORCHES & CONSUMABLES

SUPPORTS TORCHE - Torch stands - Brennerhalter

COBOT 067752

Magnetic 041653

TORCHES MANUELLES - Manual Torches - Brenner - Antorcha - Lastoort - Tocha

Classic



Classic

Grip



Abimig



Fume Extraction

Torches aspirantes - Fume Extraction Torches - Rauchgas-Absaugbrenner - Antorcha con aspiración de humos

24V PUSH PULL & SPOOL GUN TORCHES (IDEAL ALU)

PUSH PULL for NEOPULSE 220C & 220C XL



GALETS - Rollers - Drahtführungsrollen - Rollen - Rodillos - Wielen - Roletes

0.6/0.8/1.0 046290
0.8/1.0/1.2 038752

Connector Push Pull 10 pts 064393

PUSH PULL PLUS for EXAFEED, NEOFEED & NEOPULSE 320C

Included

Push Pull (24V/42V) Connector 14pt, male 047686

PUSH PULL INLINE for EXAFEED, NEOFEED & NEOPULSE 320C

GALETS - Rollers - Drahtführungsrollen - Rollen - Rodillos - Wielen - Roletes

1.0/1.0 038189
1.2/1.2 (Included) 038196

CONSOMMABLES - Consumables

Gaines
- Torch liners
- Mantel
- Funda
- Drahtseelen
- Folha



Supports tube contact & diffuseurs
- Tip adaptors & diffusers

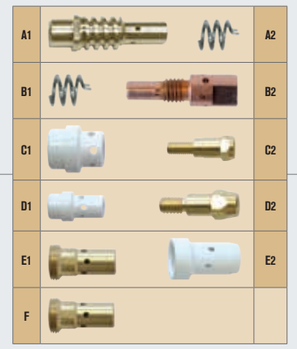

Tubes contacts - Contact tips
- Kontaktrohre - Tubo de contacto
- Contactbuis - Pontas de contacto



Buses - Gas nozzles - Düsen
- Tubo - Nippel - Bicos



Torches complètes - Complete Torches - Brenner - Antorcha - Lastoort - Tocha

	ACIER / INOX - STEEL / STAINLESS STEEL - STAHL / EDELSTAHL								ALU - ALUMINIUM - ALUMINIO						PUSH PULL		PUSH PULL PLUS			PUSH PULL INLINE	
	AIR						LIQUID		AIR				LIQUID		AIR		LIQUID	AIR	LIQUID	AIR	LIQUID
	150A	150A	250A	250A	350A	450A	300A	500A	150A	250A	250A	350A	300A	500A	160A	220A	250A	300A	400A	300A	400A
X% 40°C, $ArCO_2$	150A 60%	150A 60%	200A 60%	200A 60%	290A 60%	450A 60%	270A 100%	450A 100%	150A 60%	230A 60%	200A 60%	290A 60%	270A 100%	450A 100%	160A 40%	220A 20%	240A 100%	270A 60%	350A 100%	270A 60%	350A 100%
	A1+A2	A1+A2	B1+B2	B1+B2	D1+D2	F	C1+C2	E1+E2	A1+A2	A1+A2	B1+B2	D1+D2	C1+C2	E1+E2	A1+A2	B1+B2	C1+C2	D1+D2	E1+E2	D1+D2	E1+E2
	M6 Ø0.8	M6 Ø1.0	M6 Ø0.8	M6 Ø1.0	M8 Ø1.2	M8 Ø1.2	M6 Ø1.2	M8 Ø1.2	M6 Ø0.8	M6 Ø1.2	M6 Ø1.0	M8 Ø1.2	M6 Ø1.2	M8 Ø1.2	M6 Ø1.0	M6 Ø1.2	M6 Ø1.2	M8 Ø1.2	M8 Ø1.2	M8 Ø1.2	M8 Ø1.2
	3 m 063754	3 m 072121	3 m 072145	3 m 072152	4 m 063792	4 m 045392	3 m 040694	4 m 041004	3 m 063761	3 m 072138	3 m 063785	3 m 063808	3 m 040748	3 m CARBON 046160	4 m 044111	4 m 046283	8 m 038141	8 m 038738	8 m 038745	7.6 m 072992	7.6 m 073005
	3 m 041424			4 m 063778	3 m 040687		4 m 043275	5 m 038714	3 m 041462		3 m 040724	3 m CARBON 040731	4 m 043282	4 m CARBON 041097							
	3 m 043268			3 m 040700	4 m 040946			4 m 040564			4 m 040939	4 m CARBON 040953									
	3 m 043251			4 m 040922	4 m 040557																
				3 m 040540																	

Supports tube contact & diffuseurs - Tip adaptors & diffusers

	ACIER / INOX - STEEL / STAINLESS STEEL - STAHL / EDELSTAHL								ALU - ALUMINIUM - ALUMINIO						PUSH PULL		PUSH PULL PLUS			PUSH PULL INLINE	
	AIR						LIQUID		AIR				LIQUID		AIR		LIQUID	AIR	LIQUID	AIR	LIQUID
	150A	150A	250A	250A	350A	450A	300A	500A	150A	150A	250A	350A	300A	500A	150A	250A	250A	350A	500A	350A	500A
	A1 (x5) 042902	A1 (x5) 042902	B1 (x5) 042995	B1 (x5) 042995	D1 (x3) 043008	F (x3) 045484	C1 (x3) 043589	E1 (x5) 042940	A1 (x5) 042902	A1 (x5) 042902	B1 (x5) 042995	D1 (x3) 043008	C1 (x3) 043589	E1 (x5) 042940	A1 (x5) 042902	B1 (x5) 042995	C1 (x3) 043589	D1 (x3) 043008	E1 (x5) 042940	D1 (x3) 043008	E1 (x5) 042940
	A2 (x10) 042988	A2 (x10) 042988	B2 (x5) 042919	B2 (x5) 042919	D2 (x5) 042926		C2 (x5) 043541	E2 (x3) 043022	A2 (x10) 042988	A2 (x10) 042988	B2 (x5) 042919	D2 (x5) 042926	C2 (x5) 043541	E2 (x3) 043022	A2 (x10) 042988	B2 (x5) 042919	C2 (x5) 043541	D2 (x5) 042926	E2 (x3) 043022	D2 (x5) 042926	E2 (x3) 043022

Tubes contacts - Contact tips - Kontaktrohre - Tubo de contacto - Contactbuis - Pontas de contacto

	150A	150A	250A	250A	350A	450A	300A	500A	150A	150A	250A	350A	300A	500A	150A	250A	250A	350A	500A	350A	500A
Ø0.6	A (x10) 041905	A (x10) 041905	A (x10) 041905	A (x10) 041905	—	—	A (x10) 041905	—	—	—	—	—	—	—	—	—	—	—	—	—	—
Ø0.8	A (x10) 041912	A (x10) 041912	B (x10) 041950	B (x10) 041950	C (x10) 041790	C (x10) 041790	B (x10) 041950	C (x10) 041790	A (x10) 041059	A (x10) 041059	A (x10) 041059	—	A (x10) 041059	—	A (x10) 041059	A (x10) 041059	A (x10) 041059	C (x10) —	C (x10) —	C (x10) —	C (x10) —
Ø1.0	A (x10) 041929	A (x10) 041929	B (x10) 041967	B (x10) 041967	C (x10) 419803	C (x10) 419803	B (x10) 041967	C (x10) 419803	B (x10) 041066	B (x10) 041066	B (x10) 041066	C (x10) 419766	B (x10) 041066	C (x10) 419766	B (x10) 041066	B (x10) 041066	B (x10) 041066	C (x10) 419766	C (x10) 419766	C (x10) 419766	C (x10) 419766
Ø1.2	A (x10) 040144	A (x10) 040144	B (x10) 041974	B (x10) 041974	C (x10) 419810	C (x10) 419810	B (x10) 041974	C (x10) 419810	B (x10) 041073	B (x10) 041073	B (x10) 041073	C (x10) 419773	B (x10) 041073	C (x10) 419773	B (x10) 041073	B (x10) 041073	B (x10) 041073	C (x10) 419773	C (x10) 419773	C (x10) 419773	C (x10) 419773
Ø1.4	—	—	—	—	C (x10) 419827	C (x10) 419827	—	C (x10) 419827	—	—	—	—	—	—	—	—	—	—	—	—	—
Ø1.6	—	—	—	—	C (x10) 419834	C (x10) 419834	—	C (x10) 419834	—	—	—	C (x10) 041080	—	C (x10) 041080	—	—	—	C (x10) 041080	C (x10) 041080	C (x10) 041080	C (x10) 041080
Ø2.4	—	—	—	—	C (x10) 040533	C (x10) 040533	—	C (x10) 040533	—	—	—	—	—	—	—	—	—	—	—	—	—

Buses - Gas nozzles - Düsen - Tubo - Nippel - Bicos

	150A Ø12	150A Ø12	250A Ø15	250A Ø15	350A Ø16	450A Ø19	300A Ø12	500A Ø16	150A —	150A —	250A Ø15	350A Ø16	300A Ø12	500A Ø16	150A Ø12	250A Ø15	250A Ø15	350A Ø16	500A Ø16	500A Ø16	500A Ø16
Conique Conical nozzle Konische Düse	A (x3) 041875	A (x3) 041875	A (x3) 041882	A (x3) 041882	A (x3) 041783	A (x3) 045491	A (x3) 043534	A (x3) 042315	A (x3) Ø12 041875	A (x3) Ø12 041875	A (x3) 041882	A (x3) 041783	A (x3) 043534	A (x3) 042315	A (x3) 041875	A (x3) 041882	A (x3) 041882	A (x3) 041783	A (x3) 042315	A (x3) 042315	A (x3) 042315
	E (x1) 043084	E (x1) 043084	E (x1) 040571	E (x1) 040571	E (x1) 040588			E (x1) 040588	—	—			—								
Pointage Spot welding Punktdüse	B (x1) 041851	B (x1) 041851							A (x3) Ø16 046214	A (x3) Ø16 046214			A (x3) Ø17 046221								
Soude clou Nail welding Nagelschweiß-düse	C (x1) 041523	C (x1) 041523																			
Special No Gas (isolated)	D (x1) 041868	D (x1) 041868																			

Coffrets - Boxes - Verschleißteilebox - Cajas - Kistjes - Estojos

Gaines - Torch liners - Mantel - Funda - Drahtseelen - Folha

ACIER - STEEL - STAHL - ACERO - STAAL - AÇO		
Ø0.6 & 0.8	3 m	041592
	4 m	041837
Ø1.0 & 1.2	3 m	041608
	4 m	041844
	5 m	062276
Ø1.2 & 1.6	3 m	418417
	4 m	418424
	5 m	062283
		ABIMIG 038684
Ø1.6 & 2.4	4 m	040526
	5 m	062290

TEFLON		
Ø0.6 & 0.8	3 m	041578
	4 m	044050
Ø1.0 & 1.2	3 m	041585
	4 m	044067
	8 m	038677
Ø1.2 & 1.6	4 m	044074

CARBON		
Ø0.6 & 0.8	4 m	039834
	5 m	062306
Ø1.0 & 1.2	4 m	039827
	5 m	062313
Ø1.2 & 1.6	4 m	039810

PUSH PULL TORCH		
Ø1.0 & 1.2	8 m	038172

PUSH PULL PLUS		
Ø0.8 & 1.0	145 mm	038158
Ø1.2 & 1.6	145 mm	038165

BOBINES DE FIL - Welding wire reels - Massivdrahtspulen - Rollos de hilo- Draadbobijn - Bobines de fio



bobine écologique / ecological wire reel

100 mm

for		kg			Ø 0.6 mm	Ø 0.8 mm	Ø 0.9 mm	Ø 1.0 mm	Ø 1.2 mm	EXCELLIUM Ø 0.8 mm	EXCELLIUM Ø 1.0 mm	EXCELLIUM Ø 1.2 mm	NORMES - Norms - Normen - Norma AWS	EN	DIN
Acier - Steel - Stahl - Acero - Staal - Aço	SG2	0.9	100 mm	—	086593	086609							5.18 : ER 70S-6	ISO 14341-A : G46 4MG3Si1	8559 : SG2
		5	200 mm	—	086111	086128		086135							
		15	300 mm	—	086166	086227		086234	086241		086302	086319			
		18	—	300 mm		086272		086289	086296						
	SG1	5	200 mm	—	086418	086401							5.18 : ER 70S-3	ISO 14341-A : G42 2MG2Si1	8559 : SG1
	CrM02Si	15	300 mm	—		086258							5.28 : ER 90S-B3	ISO 2195L-A : Cr CrMo2Si	–
	UHSS	5	200 mm	—		086203							ASME SFA-5.28 : ER 120 S-G	ISO 12534 : G MnNi2, SCrMo	–
	Fil fourré, Cored wire, Fülldraht, Hilo tubular NO GAS	0.9	100 mm	—	086425		086104						5.20 : E71T-GS	ISO 17632-A T42 2 W N 1 H15	–
		4.5	200 mm	—			086265	086623	086630						
		15	300 mm	—				086388	086395						
	Rechargement Acier 60 HRC - Hardfacing	16	—	300 mm					086173				–	14700 : TZ Fe 2	8555 : MSG 6-CF-60
	Galva (G2Ti)	5	200 mm	—	086760	086777							5.18 : ER 70S-2	ISO 14341-A : G42 2 M G2Ti	8559 : SG2
	CuSi3 HLE - UHTS (Boron Steel)	1	100 mm	—		086692							5.7: ER CuSi-A	ISO 14640 : S Cu 6560	1733 : SG-CuSi3
		5	200 mm	—		086647		086654		086210					
	CuAl8 HLE - UHTS (Boron Steel)	5	200 mm	—		086661		086197					5.7 : ER CuAl-A1	ISO 14640 : S Cu 6100	1733 : SG-CuAl8
		15	300 mm	—				086180							
Inox - Stainless steel - Edelstahl	CrNi (308LSi)	1	100 mm	—		086616							5.9 : ER 308L Si	ISO 14343-A : G19 9 L Si	8556 : SG X2CrNi 19 9
		5	200 mm	—		086579		086340							
		15	300 mm					086357							
	CrNi (316LSi)	5	200 mm	—		086326		086364					5.9 : ER 316L Si	ISO 14343-A : G19 12 3 L Si	8556 : SG X2 CrNiMo 19 12
		15	300 mm					086371							
Aluminium	AlMg2.7Mn	2	200 mm	—					086517				5.10 : ER 5554	ISO 18273 : S Al 5554	1732 : SG-AlMg
		7	300 mm	—					086500						
	AlMg5	0.5	100 mm	—		086548							5.10 : ER 5356	ISO 18273 : S Al 5356	1732 : SG-AlMg5
		2	200 mm	—		086555		086562							
		7	300 mm	—				086524	086531						
		7	—	300 mm							086487	086494			
	AlSi5	0.5	100 mm	—		086685							5.10 :ER 4043	ISO 18273 : S Al 4043-A	1732 : SG-AlSi5
		2	200 mm	—				086142	086159						
	AlSi12	0.5	100 mm	—		086678							5.10 : ER 4047	ISO 18273 : S Al 4047	1732: SG-AlSi12
		2	200 mm	—		077140		086067	086074						
		7	300 mm	—					086043						
	AlSi10Cu4	2	200 mm	—					073432				5.10 : ER 4145	ISO 18273 : S Al 41	–

ADAPTATEURS BOBINES - Adaptors for wire reels - Korbspulenadapter

ALIGNER 200
Ø 200
042889

ECO ADAPTER 300 Intensive
pour bobine écologique
- for ecological wire reel
- für Eco Fülldrahtrolle
043305

After sales

Ø 200 & 300
Professional
71608

Ø 200 & 300
Industrial
71613

Guide fil - Guide Tube Kit
Ø 0.6 › 1.6 061965
Ø 1.8 › 2.8 061972



GALETS - Rollers - Drahtführungsrollen - Rollen - Rodillos - Wielen - Roletes

		TYPE A	TYPE B	TYPE C	TYPE D	TYPE E	TYPE F
							
		Ø30 mm / Ø9 mm	Ø37 mm / Ø9 mm	Ø37 mm / Ø19 mm	Ø25 mm / 7 x 7 mm	Ø30 mm / Ø8 mm	Ø37 mm / Ø24 mm
		Smartmig 142/152/162/182/183, Monogys 200-4, EasyMIG 150/160/160XL/180-4XL, Multipearl 210-2, Multiweld 160/200/220/250	Monogys 250-4/320-4, Trimig, Promig, TF-4R/4W, WWS5-4L, Multipearl 210-4 XL/211-4, Multiweld 320, Neopulse 220, Kronos, WF 35	Magys 400-4, WS-4L/4R, Nomadfeed (down), Exafeed, Neopulse 300	Smartmig 110, EasyMIG 85/110/130/140	Nomadfeed (UP)	Neofeed, Neopulse 320C/400CW, Smartfeed, WF 50
Acier - Steel - Stahl- Acero - Staal - Aço Inox - Stainless	Ø 0.6 / 0.8	x1 042339	x1 042087 x2 042353	x2 041738	x1 039483	x2 Ø 0.6 › 1.6 038561	x4 061859
	Ø 0.8 / 1.0	x1 041189	x1 042100 x2 042360	x2 042094			x4 061866
	Ø 1.0 / 1.2	x1 062221	x1 042179 x2 046849	x2 042117			x4 061873
	Ø 1.2 / 1.4			x2 039780			
	Ø 1. 2 / 1.6		x2 042384	x2 041752			x4 061880
Alu	Ø 0.8 / 1.0	x1 041196	x1 042155 x2 042377	x2 042148	x1 039469	x2 Ø 1.0 038578	x4 061897
	Ø 1.0 / 1.2	x1 062214	x1 042186 x2 040915	x2 042162		x2 Ø 1.2 038585	x4 061903
	Ø 1.2 / 1.6		x2 042391	x2 041776		x2 Ø 1.6 038592	x4 061910
Fil fourré - Cored wire	Ø 0.6 / 0.9	x1 068933	x1 068940		x1 068926		
	Ø 0.8 (solid) / 0.9 (cored)	x1 046856			x1 039476		
	Ø 0.9 / 1.0				x1 044081		
	Ø 0.9 / 1.2	x1 042346	x1 042131 x2 042407	x2 042124		x2 Ø 1.2 038608	x4 Ø 0.9/1.1 061927
	Ø 1.2 / 1.4			x4 047693		x2 Ø 1.6 038615	x4 Ø 1.2/1.6 061934
	Ø 1.2 / 1.6			x2 038646		x2 Ø 1.8 061750	x4 Ø 1.4/2.0 061941
	Ø 1.6 / 2.0			x2 037113			
	Ø 1.6 / 2.4			x4 040519		x2 Ø 2.0 037106	x4 Ø1.6/2.4 061958
	Ø 1.8 / 2.0			x2 061743		x2 Ø 2.4 038622	

PINCE SPÉCIALE MIG/MAG - ORIGINAL FIX
- Special MIG/MAG plier - Spezial MIG/MAG Zange
- Pinza especial MIG MAG

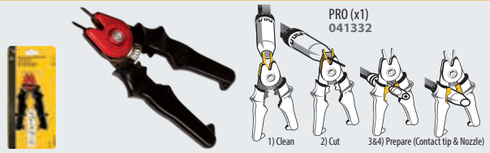

Support torche magnétique
- MIG torch stand with magnetic base - MIG-Brennerhalter mit Magnetfuß

041653

Liquide anti-grattons
- Anti spatter fluid
- Antihaftmittel

10L
054134

Pâte anti-adhérente
- Anti spatter paste
- Antihaft-Paste

300 g
054110

Pulvérisateur métallique
- Metalic spray bottle - Metallische Sprühflasche

054127

Spray protection céramique
- Ceramic protective spray - Keramisches Schutzspray

054141

Spray protecteur (sans silicone)
- Anti-spatter spray (without silicone)

041806

KITS SOUDAGE NO GAS
- No Gas Welding Kits

041240 — 150 A — type A

- Isolated Nozzle (x1)
- M6 - Ø 0.9/1.0 (x3)
- Type A Ø 0.9-1.0 / 1.2 (x1)

072329 — 250 A

- Base (x1)
- Ceramic nozzle (x3)

072336 — 250 A — type A

- Base (x1)
- Ceramic nozzle (x3)
- M6 - Ø 0.9/1.0 (x3)
- Type A Ø 0.9-1.0 / 1.2 (x1)

072343 — 250 A — type B

- Base (x1)
- Ceramic nozzle (x3)
- M6 - Ø 0.9/1.0 (x3)
- Type B Ø 0.9-1.0 / 1.2 (x2)

SUPPORT ÉLINGAGE DÉVIDOIR - Wire feeder support - Drahtvorschubhalterung

036277

- TF-4RN/W ✓
- WS-4R/4L ✓
- WF 35/50 ✓
- NEOFEED ✓
- EXAFEED ✓

MADE IN FRANCE

SUPPORTS TORCHE MIG - MIG torch supports - MIG-Brennerteleskophalterung

MIG Lift Compact
046597

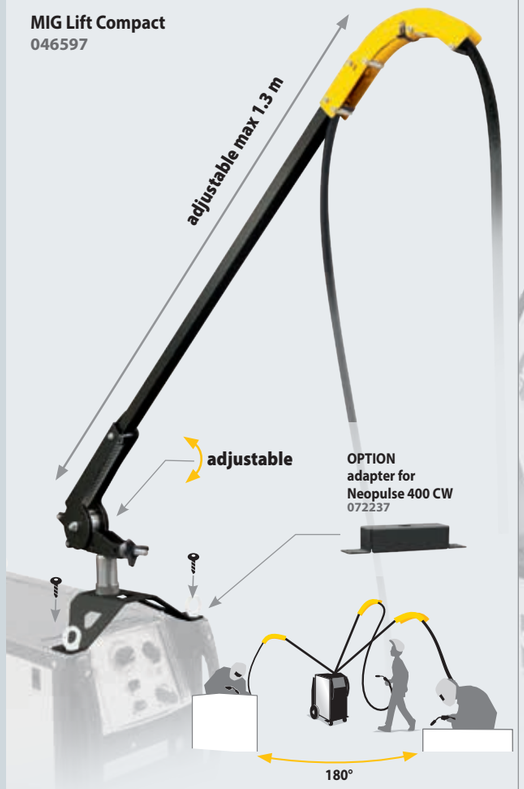

MIG Lift Pro
046429

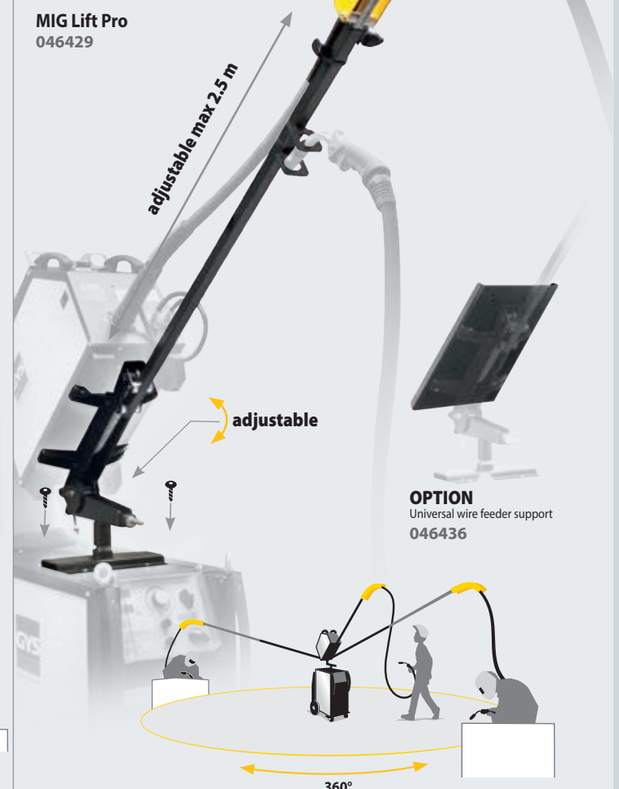

MADE IN FRANCE	L	rotation	Torches compatibility: classic	Torches compatibility: fume extraction	MONOGYS / TRIMIG: 320 -4CS	MONOGYS / TRIMIG: 200 -4S	MONOGYS / TRIMIG: 250 -4S.DV	MONOGYS / TRIMIG: 300 -4S	PROMIG: 400 -4S	PROMIG: 400 G.DV	PROMIG: 400-4S DUO.DV	MAGYS: 400-4	MAGYS: 500 WS	EXAGON: 400 CC/CV	NEOPULSE: 400 CW	NEOPULSE: 400G	NEOPULSE: 500G	NEOMIG-i: 400 G & 500 G	Wire feeder compatibility: WS -4R/L	Neofeed/ EXAFEED	TF4RN/W	WF 35 & 50
MIG LIFT COMPACT	adjustable 1.3 m max	180°	✓	—	✓	—	✓	✓	✓	—	✓	✓	—	—	with adapter 072237 ✓	—	—	—	—	—	—	—
MIG LIFT PRO	adjustable 2.5 m max	360°	✓	✓	—	—	—	—	—	✓	✓	—	✓	sur chariot - on trolley ✓	—	sur chariot - on trolley ✓	✓	with trolley T/M 400 only ✓	✓	✓	✓	✓

PLASMA CUTTING

25 › 40 A
1 ~

EASYCUT / CUTTER 74

45 › 125 A
1 & 3 ~

CUTTER / NEOCUT 76

ACCESSORIES 78
COMPLETE PACKS 79
TORCHES & CONSUMABLES 80

PLASMA
25 → 40 A
1 ~

Youtube

COMPRESSOR COMPRESSOR INSIDE



AD ANTI-DUST VENTILATION CORRIDOR

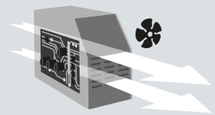

PFC POWER FACTOR CORRECTION

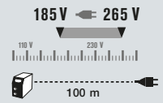

FV FLEXIBLE VOLTAGE

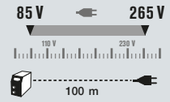

COMING SOON

AIR FILTER

PFC EN 61000-3-12 POWER FACTOR CORRECTION

INCLUDED : 8 mm

DIGITAL (PRESSURE SENSOR

New design, new name
CUTTER 30 FV > EASYCUT 30 FV

INCLUDED : 8 mm

DIGITAL (PRESSURE SENSOR

COMPRESSOR Compressor inside

EASYCUT K25
230 V • 1 ~
25 A — Fe 8 mm, Al/CrNi 6 mm
P400 COMPRESSOR

TPT 25, 4 m 068087 + 2 m, 10 mm²
068063

EASYCUT K35F
230 V • 1 ~
35 A — Fe 15 mm, Al/CrNi 10 mm
P400 PFC AD COMPRESSOR

MT35K, 4 m + 2 m, 10 mm²
031036

MT35K, 4 m + 2 m, 10 mm² + Box MT 35K 039964 + UNIVERSAL 800 051331
029804

EASYCUT 25
230 V • 1 ~
25 A — Fe 8 mm, Al/CrNi 6 mm

TPT 25, 4 m 068087 + 2 m, 10 mm²
065543
072046

CUTTER 30 FV
110 → 230 V • 1 ~
30 A — Fe 15 mm, Al/CrNi 10 mm
P400 PFC FV

TPT 40, 4 m 060753 + 2 m, 10 mm²
013858

EASYCUT 40
230 V • 1 ~
40 A — Fe 18 mm, Al/CrNi 15 mm

TPT 40, 4 m 060753 + 2 m, 10 mm²
029743

OPTIONS

Torches		I (60%)	I (100%)	L	Consumables
TPT 25	068087	25 A (30%)	15 A	4 m	Included
TPT 40	060753	40 A	32 A	4 m	

L (m)

Consommables - Consumables	x2	x10	x10	x4	
MT 25K	x1 040175	x3 040168	x3 040151	x1 040182	Box MT 25K 039971
TPT 25			040212		Box TPT 25 070721
MT 35K				040229	Box MT 35K 039964
TPT 40				040236	Box TPT 40 039957

CE NORM. EN60974-1		50/60 Hz	A	A	Coupe max Severance cut Fe	Coupe max Severance cut Al/CrNi	Coupe propre Clean cut Fe	Coupe propre Clean cut Al/CrNi	P400	PFC	FV	AD	IP21S	COMPRESSOR	AIR SYSTEM min	AIR SYSTEM ideal	AIR SYSTEM max	EN 60974-1 (40°C) I 60%	X% I2 max	100%		cm	kg	Protected & compatible power generator (+/-15 %)	
MADE IN FRANCE	EASYCUT K25	230 V 1~	16	10 → 25	8	6	6	4	■	—	—	—	■	■		included		15 A	35%	—	10/25 mm² Ø 9 mm	41 x 20 x 36	15	6.5 kVA	7.5 kVA
MADE IN FRANCE	EASYCUT K35F	230 V 1~	16	10 → 35	15	10	10	8	■	■	—	■	■	■		included		28 A	30%	20 A	10/25 mm² Ø 9 mm	52 x 28 x 46	30	8 kW	10 kVA
MADE IN GYS CHINA	EASYCUT 25	230 V 1~	16	10 → 25	8	6	6	4	—	—	—	—	■	—	2.5 bar	4.5 bar 115 L/min	6.5 bar	15 A	30%	10A	10/25 mm² Ø 9 mm	15 x 42 x 30	8	—	—
MADE IN FRANCE	CUTTER 30 FV EASYCUT 30 FV	230 V 1~	16	10 → 30	15	10	10	8	■	■	■	—	■	—	2.5 bar	5 bar 115 L/min	9 bar	23 A	30%	20 A	10/25 mm² Ø 9 mm	45 x 28 x 20	10.8	6.5 kW	7.5 kVA
		110 V 1~	32	10 → 30														19 A	25%	15 A					
MADE IN GYS CHINA	EASYCUT 40	230 V 1~	16	10 → 40	20	15	15	10	—	—	—	—	■	—	2.5 bar	4.5 bar 115 L/min	6.5 bar	10 A	20%	—	10/25 mm² Ø 9 mm	15 x 42 x 30	8	—	—

CUTTER

PLASMA
45 → 125 A
1 & 3 ~

Youtube

CNC COMPUTER NUMERICAL CONTROL

Synergic AIR Pressure SYNERGIC PRESSURE CONTROL

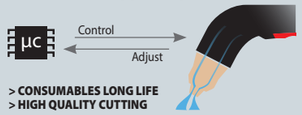

> CONSUMABLES LONG LIFE
> HIGH QUALITY CUTTING

6 modes :

- Coupage / Cutting / Vollblech
- Coupage verrouillé / Locked cutting / Verriegelter Vollblech-Modus
- Gougeage / Gouging / Fugenhobeln
- Gougeage verrouillé / Locked gouging
- Grillage / Metal Mesh / Gitter
- Marquage / Marking

DIGITAL (PRESSURE SENSOR

DIGITAL (PRESSURE SENSOR

SYNERGIC (AIR Pressure

SYNERGIC (AIR Pressure

110 › 230 V • 1 ~

CUTTER 45 CT

110 → 230 V • 1 ~

45 A — Fe 30 mm / Al/CrNi 20 mm

P400 | PFC | FV | GRID CUT | AD | IP 23

Option: CNC ANALOGIC

- 2 m, 10 mm² — 014787
- TPT 40, 4 m + 2 m, 10 mm² — 013629
- MT 70, 6 m + 2 m, 10 mm² + Box 20-50A 061613 — 062962

400 V • 3 ~

CUTTER 70 CT

400 V • 3 ~

70 A — Fe 35 mm / Al/CrNi 25 mm

GRID CUT | AD | IP 23 | GOUGING

Option: CNC ANALOGIC

- 4 m, 10 mm² — 013636
- MT 70, 6 m + 4 m, 10 mm² + Starter Kit 70A — 013841

NEOCUT 105

400 V • 3 ~

105 A — Fe 50 mm / Al/CrNi 40 mm

GRID CUT | Synergic AIR Pressure | AD | IP 23

MARKING | GOUGING

Options: CNC ANALOGIC | CNC DIGITAL | CNC RETROFIT DIGITAL

- 4 m, 16 mm² — 063044
- MT 125, 6 m + 4 m, 16 mm² + Starter Kit — 063112

NEOCUT 125

400 V • 3 ~

125 A — Fe 57 mm / Al/CrNi 55 mm

GRID CUT | Synergic AIR Pressure | AD | IP 23

MARKING | GOUGING

Options: CNC ANALOGIC | CNC DIGITAL | CNC RETROFIT DIGITAL

- 4 m, 25 mm² — 067431
- MT 125, 6 m + 4 m, 25 mm² + Starter Kit — 067448

Performances with torches "MT-AT"

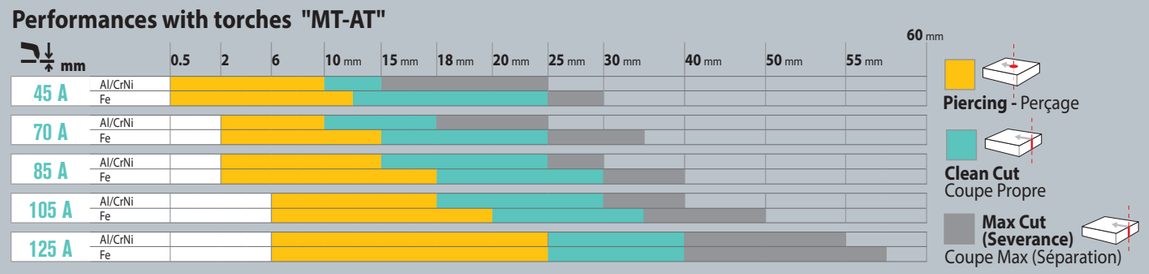

		CE NORM. EN60974-1	MADE IN FRANCE			I_2	mm Coupe max Severance cut		mm Coupe propre Clean cut		mm Perçage Piercing		INTEGRATED TECHNOLOGY							AIR SYSTEM Pressure (bar)			EN 60974-1 (40°C)							
							Fe	Al/CrNi	Fe	Al/CrNi	Fe	Al/CrNi	Grid Cut	Marking	Gouging	Pressure Control	AD	IP23	CNC	min	max	ideal	100%	IA 60%	X% I2 max		cm	kg	Protected & compatible power generator (+/-15%)	
				50/60 Hz	A	A																								
CUTTER 45 CT	TPT 40			230 V 1~	16	15 → 45	20	15	15	10	8	6	▪	—	—	Digital	▪	▪	analogic	5 bar	7 bar	5.2 bar 115 L/min	32 A	41 A	50%	10/25 mm² Ø 9 mm	48 x 37 x 23	15	10.5 kW	12.5 kVA
				110 V 1~	32	15 → 30	15	10	10	8	—	—											17 A	21 A	25%					
	MT 70			230 V 1~	32	15 → 45	30	20	25	15	12	10								5 bar	7 bar	5.2 bar 185 L/min	32 A	41 A	50%					
				110 V 1~	32	15 → 30	15	10	10	8	—	—											17 A	21 A	25%					
CUTTER 70 CT				400 V 3~	16	20 → 70	35	25	25	18	15	12	▪	—	▪	Digital	▪	▪	analogic	5	9	5.2 (185L/min)	55 A	70	60	10/25 mm² Ø 9 mm	52 × 40 × 26	22	15 kW	
NEOCUT 105				400 V 3~	32	20 → 105	50	40	35	30	20	18	▪	▪	▪	Synergic	▪	▪	analogic & digital	5	9	5.5 (305 L/min)	105 A	—	100	10/25 mm² Ø 9 mm	58 x 52 x 30	33	30 kW	36 kVA
NEOCUT 125				400 V 3~	50	20 → 125	57	55	40	40	25	25	▪	▪	▪	Synergic	▪	▪	analogic & digital	5	9	5.5 (305 L/min)	125 A	—	100	35/70 mm² Ø 13 mm	58 x 52 x 30	35	30 kW	36 kVA

COMPUTER NUMERICAL CONTROL



Kit	Technology				Compatibility				Ref
					CUTTER 45 CT	CUTTER 70 CT	NEOCUT 105	NEOCUT 125	
CNC kit 1 Analogic	CNC ANALOGIC	x1	CPC 14 pts	15 m	▪	▪	▪	▪	039988
CNC kit 2 Digital	CNC DIGITAL	x1	CPC 14 pts	15 m	—	—	▪	▪	064737
CNC kit 3 Digital Retrofit	CNC RETROFIT DIGITAL	x1	CPC 14 pts + Connector 5 pts	—	—	—	▪	▪	068957

REMOTE CONTROL - Commande déportée

RC-PLASMA
for CUTTER 45/70, NEOCUT 105/125
069596

Filtre déshumidificateur - Compressed air cleaning filter
039728

Cartouches pour filtre - Filter cartridges (x 4)
039735

Filter kit
for CUTTER 70 NEOCUT 105/125
046580

TROLLEYS - Chariots

Details p.85

1 Skate
040977

2 Skate
037717

3 Skate
073593

6 PLASMA 600
040298

7 UNIVERSAL 800
051331

15 Diable JOBSITE XL
039568

PLASMA	1	2	3	6	7	15
EASYCUT K25				✓	✓	✓
EASYCUT K35F	✓			✓	✓	✓
EASYCUT 30 FV				✓	✓	
EASYCUT 40				✓	✓	
CUTTER 45CT				✓	✓	
CUTTER 70CT						✓
NEOCUT 105		✓	✓			✓
NEOCUT 125		✓	✓			✓

COMPASS - Compas

Ø max	Trolley included	Torches compatibility							Ref
		TPT 25	TPT 40	MT 25K	MT 35K	MT 45	MT 70	MT 125	
1540 mm	040199	▪	▪	▪	▪	▪	—	—	040205
820 mm	037977	—	—	—	—	—	▪	▪	037984



Included :



GUIDING KIT - Kit de guidage

For MT 70, MT 125
038653





CUTTER 45CT

	8 mm / 10 mm		MANUAL	AUTO					(Ohmic)	
pack CUTTER 45CT M1 062962	•	2 m, 10 mm²	MT 70, **6 m** 037502			x1	x1	x1	x1	x1
						Starter kit				
pack CUTTER 45CT M2 062979	•	2 m, 10 mm²	MT 70, **12 m** 037519			x1	x3	x3	x1	x1
						Box 20-50A 061613				
pack CUTTER 45CT A 062986	•	2 m, 10 mm²		AT 70, **12 m** 037533	CNC Kit 1 Analogic 039988	x1 037557	x5 037564	x5 037571	x1 (Ohmic) 037618	x1 037649

CUTTER 70CT

	8 mm / 10 mm		MANUAL	AUTO					(Ohmic)	
pack CUTTER 70CT M1 013841	•	4 m, 10 mm²	MT 70, **6 m** 037502			x1	x1	x1	x1	x1
						Starter kit				
pack CUTTER 70CT M2 014589	•	4 m, 10 mm²	MT 70, **6 m** 037502			x1	x3	x3	x1	x1
						Box 20-70A 037540				
pack CUTTER 70CT M3 014596	•	4 m, 10 mm²	MT 70, **12 m** 037519			x1	x3	x3	x1	x1
						Box 20-70A 037540				
pack CUTTER 70CT A 014619	•	4 m, 10 mm²		AT 70, **12 m** 037533	CNC Kit 1 Analogic 039988	x1 037557	x5 037564	x5 037588	x1 (Ohmic) 037618	x1 037649

NEOCUT 105

	8 mm / 10 mm		MANUAL	AUTO							(Ohmic)	
pack NEOCUT 105 M1 063112	•	4 m, 16 mm²	MT-125 **NO HF 6 m** 039506				x1	x1	x1	x1	x1
							Starter kit				
pack NEOCUT 105 M2 065871	•	4 m, 16 mm²	MT-125 **NO HF 6 m** 039506			037717	x1 (85A) x1 (105A)	x3	x3 (85A) x3 (105A)	x1 (85A) x1 (105A)	x1 (85A) x1 (105A)
							Box 85/105A 064720				
pack NEOCUT 105 M3 065888	•	4 m, 16 mm²	MT-125 **NO HF 12 m** 039513			037717	x1 (85A) x1 (105A)	x3	x3 (85A) x3 (105A)	x1 (85A) x1 (105A)	x1 (85A) x1 (105A)
							Box 85/105A 064720				
pack NEOCUT 105 A1 065895	•	4 m, 16 mm²		AT-125 **NO HF 12 m** 039520	CNC Kit 1 Analogic 039988		x1 039148	x5 039155	x5 039193	x1 (Ohmic) 039445	x1 039308
pack NEOCUT 105 A2 068186	•	4 m, 16 mm²		AT-125 **NO HF 12 m** 039520	CNC Kit 2 Digital 064737		x1 039148	x5 039155	x5 039193	x1 (Ohmic) 039445	x1 039308

NEOCUT 125

		8 mm / 10 mm		MANUAL	AUTO							(Ohmic)	
pack NEOCUT 125 M1 067448		•	4 m, 25 mm²	MT-125 **NO HF 6 m** 039506				x1	x1	x1	x1	x1
								Starter kit				
pack NEOCUT 125 M2 068193		•	4 m, 25 mm²	MT-125 **NO HF 6 m** 039506			037717	x1	x3	x3 (105A) x3 (125A)	x1	x1
								Box 105/125A 039544				
pack NEOCUT 125 M3 068209		•	4 m, 25 mm²	MT-125 **NO HF 12 m** 039513			037717	x1	x3	x3 (105A) x3 (125A)	x1	x1
								Box 105/125A 039544				
pack NEOCUT 125 A1 068216	125A **60%**	•	4 m, 25 mm²		AT-125 **NO HF 12 m** 039520	CNC Kit 1 Analogic 039988		x1 039148	x5 039155	x5 039209	x1 (Ohmic) 039445	x1 039308
pack NEOCUT 125 A2 068223	125A **60%**	•	4 m, 25 mm²		AT-125 **NO HF 12 m** 039520	CNC Kit 2 Digital 064737		x1 039148	x5 039155	x5 039209	x1 (Ohmic) 039445	x1 039308
pack NEOCUT 125 A3 073463	125A **100%**	•	4 m, 25 mm²		AT-160 **NO HF 12 m** 067486	CNC Kit 1 Analogic 039988		x1 067509	x5 067493	x5 067554	x1 (Ohmic) 067585	x1 067608
pack NEOCUT 125 A4 073470	125A **100%**	•	4 m, 25 mm²		AT-160 **NO HF 12 m** 067486	CNC Kit 2 Digital 064737		x1 067509	x5 067493	x5 067554	x1 (Ohmic) 067585	x1 067608

MANUAL - Hand-held torches

MT torches	I (60%)	I (100%)	L (m)	ref
MT-70	70 A (50%)	50 A	6	037502
			12	037519
MT-125	125 A	105 A	6	039506
			12	039513

EASYFIT ①+②

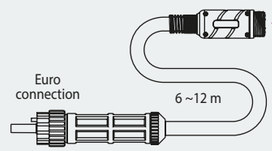

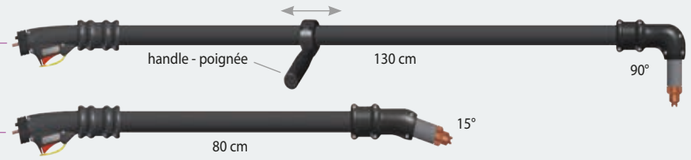

Easyfit cables

	L (m)	ref
MT-70 MT-125	6	074668
	12	074675

1

Easyfit long torches

	I (60%)	I (100%)	Angle	Body (cm)	ref
2 MT-125	125 A	105 A	90°	80	074620
			15°	80	074637
			90°	130	074644
			15°	130	074651

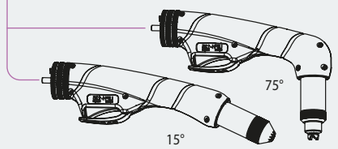

Easyfit torches

	I (60%)	I (100%)	Angle	ref
2 MT-70	70 A (50%)	50 A	75°	074583
			15°	074590
MT-125	125 A	105 A	75°	074606
			15°	074613

STANDARD Consumables

Consumables Cutting - Coupage		Diffuseur - Diffuser - Swirl Ring (x1)	Electrode - Schneidelektrode (x5)	Tuyère - Tip - Düse (x5)	Buse - Nozzle - Schneiddüsenhalter	Patin - Shield
MT-70	20-50 A	x1 x1 037557	x3 Short 037564	x3 x3 037571	x1 x1 037601	x1 Short (20.4 mm) 037625
			Long 067189	Long 067196		Long (30.1 mm) 067219
	70 A		x3 Short 037564	x3 037588		x1 Short (20.4 mm) 037625
			Long 067189	Long 067202		Long (30.1 mm) 067219
MT-125	45 A *Precision cut*			039315		039322
	45 A	x1 039131	x3 039155	x3 039162	x1 039216	x1 039230
	65 A			x3 039179		
	85 A			x3 039186		
		x1	x3	x3	x1	x1
	105 A	x1	x3	x3 039193	x1	x1
		x1 039148		x3	x1 039223	x1 039247
	125 A		x3	x3 039209		

Consumables Gouging - Gougeage		Diffuseur - Diffuser - Swirl Ring (x1)	Electrode - Schneidelektrode (x5)	Tuyère - Tip - Düse (x5)	Buse - Nozzle - Schneiddüsenhalter	Patin - Shield
MT-70	70 A	037557	037564	037595	037601	037632
MT-125	65-85 A	039131	039155	039261	039216	039254
	105 A	039148		039278	039223	
	125 A			039285		

Boxes - Coffrets

MT-70	20-70 A	BOX 20-50 A 061613	BOX 20-70 A 037540	—	—	—
MT-125	45-125 A	—	—	BOX 45/65/85 A 039537	BOX 85/105 A 064720	BOX 105/125 A 039544

DIFFICULT ACCESS Consumables

Consumables Cutting - Coupage		Diffuseur - Diffuser - Swirl Ring (x1)	Electrode - Schneidelektrode (x3)	Buse - Nozzle - Schneiddüsenhalter	Bague - Ring (x3)	Tuyère - Tip - Düse (x5)	Patin - Shield
MT-70	20-45 A	037557	074682	074859	074897	074767	074910
	70 A					074774	
MT-125	20-45 A	039131	074699	074866	074897	074767	074910
	70 A					074774	
	100 A	039148				074781	

Consumables Gouging - Gougeage		Diffuseur - Diffuser - Swirl Ring (x1)	Electrode - Schneidelektrode (x3)	Buse - Nozzle - Schneiddüsenhalter	Bague - Ring (x3)	Tuyère - Tip - Düse (x5)	Patin - Shield
MT-70	70 A	037557	074682	074859	074897	074798	074927
MT-125	70 A	039131	074699	074866	074897	074798	074927
	100 A	039148				074804	

Extractor - Extracteur 074842
Assembly & disassembly tool
- Outil d'aide à l'installation et au démontage



FLAT CUTTING Consumables

Consumables Cutting - Coupage		Diffuseur - Diffuser - Swirl Ring (x2)	Electrode - Schneidelektrode (x5)	Buse - Nozzle - Schneiddüsenhalter	Tuyère - Tip - Düse (x5)	Bague de maintien - Retaining ring (x2)
MT-70	40-70 A	074736	074705	074873	074811	074903
MT-125	40-70 A	074743	074712	074880	074828	074903
	80-125 A	074750	039155		074835	

AUTOMATIC - Mechanized torches

AT torches	Recommended max piercing value (I 100%)	I (60%)	I (100%)	A	B	C	ref
AT-70	13 mm	70 A (50%)	50 A	6 m	376 mm	"Mini" 127 / Ø 35 mm	071865
				6 m	489 mm	240 mm / Ø 35 mm	037526
				12 m			037533
AT-125	20 mm	125 A	105 A	6 m	502 mm	240 mm / Ø 35 mm	038479
				12 m			039520
				15 m			069787
				20 m			069794
AT-160	25 mm	160 A	125 A	6 m	529 mm	227 mm / Ø 44.5 mm	067479
				12 m			067486
				15 m			069800
				20 m			069817



Plasma fluid - 5L
for CNC plasma arc tables
- pour tables plasma CNC
064850

Consumables Cutting - Coupage		Diffuseur - Diffuser - Swirl Ring (x1)	Electrode - Schneidelektrode (x5)	Tuyère - Tip - Düse (x5)	Buse - Nozzle - Schneiddüsenhalter	or	Buse ohmique - Ohmic nozzle	Déflecteur - Deflector
AT-70	20-50 A	037557	037564	037571	037601	or	037618	037649
	70 A			037588				
AT-125	45 A *Precision cut*	039131	039155	039315	039216	or	039339	037496
	45 A			039162				039292
	65 A			039179				
	85 A			039186				
	105 A	039148		039193	039223	or	039445	039308
	125 A			039209				
AT-160	45 A *Precision cut*	067509	067493	067516	—		067578	076945
	45 A			067523				067592
	65 A			067530				
	85 A			067547				
	105/125 A			067554			067585	067608
	160 A			067561				

INDUCTION HEATING

1 200 › 22 000 W

POWERDUCTION 84

ACCESSORIES & CONSUMABLES 88

INDUCTION HEATING
1.2 → 5.2 kW

Youtube



INCLUDED

Spirale - Coil - Spiralförmiger draht	Fil tressé enroulable - Flexible wrappable wire - Flexibel geflochtener draht
Ø 18 mm 054806	800 mm 054813
Ø 24 mm 054790	Fil droit rigide - Straight rigid wire - Steif gerade draht
Ø 30 mm 055469	800 mm 054868

PFC POWER FACTOR CORRECTION

185 V ⇐ 265 V

110 V 230 V

100 m

POWERDUCTION 10R

1 200 W	230 V • 1 ~

AIR

062504

: 068643

POWERDUCTION 37LG

3 700 W	230 V • 1 ~

LIQUID

056992

: 072510

POWERDUCTION 39LG

3 700 W	230 V • 1 ~

PFC LIQUID

058583

POWERDUCTION 50LG

5 200 W	230 V • 1 ~

PFC LIQUID

055599

OPTION 10R

Stripping - Décollage - Entkleben
066601

OPTION 37LG

Cable support
052284

Chariot - Trolley
UNIVERSAL 800
051331

OPTION 50LG

Housse de protection
- Protection cover
- Schutzhaube

062733

MADE IN FRANCE		AM		Freq.	INTEGRATED TECHNOLOGY			Cable L (m)		Heating					
		A	W	kHz	P400	PFC	Liquid Cooling		Inductor				cm	kg	Protected & compatible power generator (+/-15 %)
POWERDUCTION 10R	230 V, 1~, 50/60 Hz	10 mini	1 200	45→80	—	—	—	2	1	M10 → 1 s	2 mm → 5 s	Ø8 → 10 s	23 x 14 x 10	3	1.5 kW
POWERDUCTION 37LG	230 V, 1~, 50/60 Hz	16 mini	3 700	15→30	—	—	▪ 1.5 l	2	2	M10 → 1 s	2 mm → 5 s	Ø10 → 15 s	45 x 29 x 25	15	4 kW
POWERDUCTION 39LG	230 V, 1~, 50/60 Hz	16 mini	3 700	20→60	▪	▪	▪ 7 l	6	3	M12 → 1 s	2 mm → 5 s	Ø10 → 15 s	53 x 70 x 37	39.5	4 kW
POWERDUCTION 50LG	230 V, 1~, 50/60 Hz	25 mini	5 200	20→60	▪	▪	▪ 7 l	8	3	M14 → 1 s	2 mm → 3 s 4 mm → 5 s	Ø10 → 10 s	59 x 88 x 59	70	6 kW

INDUCTION HEATING
11 → 22 kW

t° POWER HEAT CONTROLLER

t° CONTROL
80>350°C (210>660°F)

POWER HEAT CONTROLER
061644

Included
T° sensors
thermocouple type K
x2



Compatibility
POWERDUCTION 110LG
POWERDUCTION 110LG 208-240 V
POWERDUCTION 160LG
POWERDUCTION 160LG 208-240 V
POWERDUCTION 220LG

Youtube

OPTION

Pyrometer IR
for inductor L90
1.1 m
064119

POWERDUCTION 110LG
11 000 W | 400 V • 3 ~
LIQUID
058590

POWERDUCTION 110LG 208-240V
11 000 W | 208-240 V • 3 ~
LIQUID
065246

POWERDUCTION 160LG
16 000 W | 400 V • 3 ~
LIQUID
057814

POWERDUCTION 160LG 208-240 V
16 000 W | 208-240 V • 3 ~
LIQUID
065253

POWERDUCTION 220LG
22 000 W | 400 V • 3 ~
LIQUID
066861

POWERDUCTION 220LG 10M
074576

OPTIONS

Poignée de lance
- Removable handle -
Abnehmbarer Griff
for POWERDUCTION 220 - 160 - 110 LG
068599

Cooling liquid
Included with 160LG & 220 LG
5 L
062511
10L
052246

Housse de protection
- Protection cover -
Schutzhaube
for POWERDUCTION 220 - 160 LG
050853

Housse de protection
- Protection cover -
Schutzhaube
for POWERDUCTION 110LG
062733

MADE IN FRANCE		AM A	W	Freq. kHz	Liquid Cooling	Cable L (m)	Inductor	Heating			cm	kg	Protected & compatible power generator (+/-15 %)
POWERDUCTION 110LG 400V	400 V, 3~,50/60 Hz	16 mini	11 000	20→60	▪ 7 l	5	4	M18 → 1 s	2 mm → 2 s 4 mm → 4 s	Ø10 → 7 s	59 x 88 x 59	80	15 kW
POWERDUCTION 110LG 208-240V	208-240V, 3~,50/60 Hz	35 mini	11 000	20→60	▪ 7 l	5	4	M18 → 1 s	2 mm → 2 s 4 mm → 4 s	Ø10 → 7 s	59 x 88 x 59	86	15 kW
POWERDUCTION 160LG 400V	400 V, 3~,50/60 Hz	32 mini	16 000	20→60	▪ 30 l	4	6	M20 → 1 s	2 mm → 2 s 4 mm → 4 s	Ø10 → 5 s	70 x 118 x 60	136	22 kW
POWERDUCTION 160LG 208-240V	208-240 V, 3~,50/60 Hz	45 mini	16 000	20→60	▪ 30 l	4	6	M20 → 1 s	2 mm → 2 s 4 mm → 4 s	Ø10 → 5 s	70 x 118 x 60	146	22 kW
POWERDUCTION 220LG	400 V, 3~ 50/60 Hz	32 mini	22 000	20→60	▪ 30 l	4	6	M45 → 3 s	4 mm → 3 s 8 mm → 9 s	Ø10 → 4 s	70 x 118 x 60	141	22 kW
POWERDUCTION 220LG 10M							10						

SMALL Ø16
INDUCTORS

*= original equipment	S90 058927	S70 061569	S180 059269	S20/B1 (20°) 064874 — B1	S180/B1 064881 — B1	S180/B2 064928 — B2	S180/B3W 067899 — B3
37 LG	✓*	✓				—	✓
39 & 50 LG	✓ with adapter 28S						
110,160 & 220 LG	✓ with adapter 32S						

NEW

	20°	90°	180°
Ø 20	S20/D20 078796	S90/D20 078871	S180/D20 069985
Ø 25	S20/D25 078802	S90/D25 078888	S180/D25 069992
Ø 30	S20/D30 078819	S90/D30 078895	S180/D30 070592
Ø 35	S20/D35 078826	S90/D35 078901	S180/D35 070608
Ø 40	S20/D40 078833	S90/D40 078918	S180/D40 070615
Ø 45	S20/D45 078840	S90/D45 078925	S180/D45 070622
Ø 50	S20/D50 078857	S90/D50 078932	S180/D50 070639
Ø 55	S20/D55 078864	S90/D55 078949	S180/D55 070646
37 LG	✓ S180/D20, S180/D25, S180/D30, S180/D35		
39 & 50 LG	✓ with adapter 28S		
110, 160 & 220 LG	✓ with adapter 32S		

Protection kit for L180/D inductors
- Kit de protection pour inducteurs boucle
077386

NEW

NEW

	S180 HEAT TUBE D37 078604	S180 HEAT TUBE D40 078611	S180 HEAT TUBE D50 078628
37 LG	—		
39 & 50 LG	✓ with adapter 28S		
110, 160 & 220 LG	✓ with adapter 32S		

ADAPTERS

28S M28 Ø16 064485	
32S M32 Ø16 064508	
37 LG	—
39 & 50 LG	✓ 28S M28 Ø16
110, 160 & 220 LG	✓ 32S M32 Ø16

Boxes - boîtes

28S/B type W
for 39LG & 50LG
072497
included :
S20/B1 (x1)
S180/B1 (x1)
S180/B3 (x1)
28S (x1)
B1 (x1)
B3 (x1)

32S/B type W
for 110LG & 160LG
072503
included :
S20/B1 (x1)
S180/B1 (x1)
S180/B3 (x1)
32S (x1)
B1 (x1)
B3 (x1)

L box
065796
included :
L70 (x1)
L180 (x1)

Trolley for inductor for adapter 32L
Chariot pour inducteur pour adaptateur 32L
075955
NEW
4 to 8 wheels

Ferrites - Ferrites - Ferritaufsatz

B1 053823 | B2 053458 | B3 067875 | B4 053755 | B1 056909 | B2 056916 | B3 072527 | B4 054844 | Spiral 069701

Glue kit for inductor
Kit de colle pour inducteur
075948

Colle-Stick bi-composants
Power Epoxy 150°C
054851

LARGE Ø32
INDUCTORS

*= original equipment	L90 (90°) 059788	L70 (70°) 059771	L180 059795	L180/Spiral 065000	L20/B4 067882	L20 Alu Glove 069114
37 LG	—					
39 & 50 LG	✓ with adapter 28L					—
110, 160 & 220 LG	✓ with adapter 32L*	✓ with adapter 32L			✓ with adapter 32L*	✓ with adapter 32L

NEW

	20°	90°	180°
Ø 60	L20/D60 078956	L90/D60 079106	L180/D60 069923
Ø 70	L20/D70 078963	L90/D70 079113	L180/D70 069930
Ø 80	L20/D80 078970	L90/D80 079120	L180/D80 069121
Ø 90	L20/D90 078987	L90/D90 079137	L180/D90 069947
Ø 100	L20/D100 078994	L90/D100 079144	L180/D100 069954
Ø 110	L20/D110 079007	L90/D110 079151	L180/D110 069961
Ø 120	L20/D120 079014	L90/D120 079168	L180/D120 069978
Ø 130	L20/D130 079021	L90/D130 079175	—
Ø 140	L20/D140 079038	L90/D140 079182	—
Ø 150	L20/D150 079045	L90/D150 079199	—
Ø 160	L20/D160 079052	L90/D160 079205	—
Ø 170	L20/D170 079069	L90/D170 079212	—
Ø 180	L20/D180 079076	L90/D180 079229	—
Ø 190	L20/D190 079083	L90/D190 079236	—
Ø 200	L20/D200 079090	L90/D200 079243	—
37 LG	—		
39 & 50 LG	✓ with adapter 28L		
110, 160 & 220 LG	✓ with adapter 32L		

Protection kit for L180/D inductors
- Kit de protection pour inducteurs boucle
077386

NEW

NEW

*= original equipment	L90 BRAZ 16 Ø 1/2" / 16 mm 076907	L90 BRAZ 28 Ø 1" / 28 mm 076921	L180 BRAZ 16 Ø 1/2" / 16 mm 076914	L180 BRAZ 28 Ø 1" / 28 mm 076938
37, 39 & 50 LG	—			
110, 160 & 220 LG	✓ with adapter 32L *			

Protection kit for BRAZ inductors
- Kit de protection pour inducteurs brasage
077515

NEW

L180R X
Production on request

37, 39 & 50 LG	—
110, 160 & 220 LG	✓ with adapter 32L

ADAPTERS

28L M28 Ø32 064492	
32L M32 Ø32 064515	
37 LG	—
39 & 50 LG	✓ 28L M28 Ø32
110, 160 & 220 LG	✓ 32L M32 Ø32

COMPLETE (Ø 28)

*= original equipment	C20/B1 (20°) 056862 — B1	C180/B1 (90°) 056879 — B1	C180/B2 (90°) 056886 — B2
37 LG	—		
39 & 50 LG	✓*	✓	
110, 160 & 220 LG	—		

STUD WELDING

GYSPOT ARCPULL 92

ACCESSORIES & CONSUMABLES 94

STUD WELDING
ALU + STEEL
ALU + ACIER / STAHL

Youtube

FV FLEXIBLE VOLTAGE — 85 V ⇄ 265 V — 10 m

PFC POWER FACTOR CORRECTION — 185 V ⇄ 265 V — 10 m

SR SECONDARY REGULATION — I (A) STABLE

AD ANTI-DUST

PFC EN 61000-3-12 POWER FACTOR CORRECTION

SYNERGIC

- Anneaux - Rings – Zugösen
- Goujons - Studs - Gewindebolzen
- Tiges inox - Stainless steel nails - Edelstahlnägel

EXPERT Control

1. Amorce - Start-up - Zündung
2. Décapage - Scouring (I & t) - Abbeizen
3. Arc (I & t) - Arc - Lichtbogen
4. Accroche - Hitching (I & t) - Verklebung
5. Hauteur - Height - Höhe

MANUAL

7 languages FR, EN, DE, SP, IT, NL & RU

SYNERGIC DIGITAL GUNS

★ ★ ★ ★

UNIQUE
Linear Motor



DRAWN ARC PROCESS
Gas protection

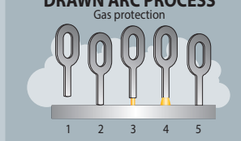

Consumables for Gun
x2
059627

Ø max Alu/Fe : 6 mm

GYSPOT ARC PULL 200

110 › 230 V • 1 ~

200 A — ×1 MANUAL

FV PFC SR AD

+ 3 m, 25 mm² + alu ring box 1.5 mm + 059429

057470

Consumables for Gun
x2
059627

Ø max Alu/Fe : 8 mm

GYSPOT ARC PULL 350

208 › 240 V • 1 ~

350 A — ×1 MANUAL

PFC SR AD

+ 3 m, 25 mm²

062191

+ 3 m, 25 mm² + 064591

064638

GAS NO GAS

Ø max Alu : 10 mm Fe : 13 mm

GYSPOT ARC PULL 700 INDUSTRY

380 › 480 V • 3 ~

680 A — ×1 MANUAL

SR IP 23

+ 3 m, 50 mm² + Double earth clamp 3 m, 50 mm² 068605 + Complete stand ceramic ferrule Standard 700 068322

062207

OPTIONS

20L / min
(FR) 041998
(UK) 040274
(NL) 040267
(IT) 038691

30L / min
(FR) 041622
(UK) 041646
(DE) 041219
(NL) 041615
(IT) 038707

Double earth clamp
for 200/350 070714
for 700 068605

Weld 810 **for ARC PULL 200 & 350** 037489

Weld 910 **for ARC PULL 700** 070967

MADE IN FRANCE / CE NORM. 60974-1	50/60 Hz		I2 A	SYNERGIC	Acier/Steel	Alu	Consummables	TECHNOLOGY Power Factor Correction	Flexible Voltage	U2 V	AM A	kW			cm	ArcPull	ArcPull + gun
GYSPOT ARC PULL 200	110 › 230 V	6 m	10 › 100 (110V) 10 › 200 (230V)	■	Manual + Digital Gun Motion Control		20 › 100 mm	■	■	20.4 › 24 V (110V) 20.4 › 28 V (110V)	16	2.4 (110V) 5.6 (230V)	OK	OK	20.5 x 25 x 33	8.6 kg	11.9 kg
GYSPOT ARC PULL 350	208 › 240 V	6 m	10 › 350	■	Manual + Digital Gun Motion Control		20 › 100 mm	■	—	20.4 › 34 V	16	11.9	OK	OK	23 x 31 x 28.4	11 kg	14.3 kg
GYSPOT ARC PULL 700	3x 400 V 3x 480 V	5 m	50 › 680	■	Manual + Digital Gun Motion Control		20 › 100 mm	—	—	22 › 44 V	20 A (D) 16 A (D)	47.8 kW 45.7 kW	OK	OK	32 x 32.4 x 41	17.4 kg	20.4 kg

GYSPOT ARC PULL 350 - ACCESSORIES & CONSUMABLES

DIFFICULT ACCESS

Nail holder Ø3 — 072251
Nail Ø3x100 (x100) — 072244

Acier/Steel /Stahl

STEEL STUDS BOX 350 — 059443

		Ø 2 mm			Ø 4 mm			Ø 5 mm				Ø 6 mm			Ø 7.1 mm		Ø 8 mm	
							inox/SSL			self-threading				int. M4		int. M5		
			50 mm			16 mm	50 mm		18 mm	12 mm	18 mm		20 mm	20 mm		20 mm		20 mm
059634	059641	064065	041561	064034	049000	059603	064607	048157	049383	049413	049420	048164	063969	063990	064041	064003	064058	063976
x1	x1	x1	x100	x100	x2	x100	x100	x1	x100	x100	x100	x1	x100	x200	x1	x200	x1	x100
x1	x1				x1	x100		x1	x100	x100	x100							

Joint rings for mandrel Ø 4/5/6 (x2) — 060814

Alu

ALU STUDS BOX 350 — 059436

		Ø 4 mm		Ø 5 mm		Ø 6 mm			Ø 7.1 mm		Ø 8 mm	
			AlMg3		AlMg3		AlMg3	int. M4		int. M5		AlMg3
			16 mm		16 mm		16 mm	20 mm		20 mm		16 mm
059634	059641	049000	059573	048157	059580	048164	059597	064010	064041	064027	064058	063983
x1	x1	x2	x100	x1	x100	x1	x100	x200	x1	x200	x1	x100
x1	x1	x1	x100	x1	x100	x1	x100					

STUDS HOLDER BOX 350 — 064591

								350 A
		Ø 2	Ø 4	Ø 5	Ø 6	Ø 7.1	Ø 8	3 m
059634	059641	064065	049000	048157	048164	064041	064058	070714
x1	x1	x1	x2	x1	x1	x1	x1	x1
x1	x1	x1	x1	x1	x1	x1	x1	x1

ARC PULL DIFFICULT ACCESS BOX 350 — 070813

								350 A
				M4	M5	M6	M8	3 m
059634	059641	070806	070790	070752	070769	070776	070783	070714
x1	x1	x1	x1	x1	x1	x1	x1	x1
x1	x1	x1	x1	x1	x1	x1	x1	x1

700 → 350 CONSUMABLES

for ceramic ferrules Ø6 + Ø8

Adaptor — 075979

GYSPOT ARC PULL 700 - ACCESSORIES & CONSUMABLES

Fourche céramique STANDARD

Complete stand ceramic ferrule Standard 700 — 068322

	Ø 6	Ø 8	Ø 10	Ø 12	Ø 6	Ø 8	Ø 10	Ø 12
068582	068445				068391	068407	068414	068421
x 1	x 1	x 1	x 1	x 1	x 1	x 1	x 1	x 1
x1	x1	x1	x1	x1	x1	x1	x1	x1

Portes-ancres à béton - Shear connector holders

Ø 10 mm — 068438

Ø 13 mm — 075634 — Only with → Ø 13 mm — 075641

Fourche céramique GRIFFE

Complete stand ceramic ferrule Grip 700 — 068339

	Ø 6	Ø 8	Ø 10	Ø 12
068575	068353	068360	068377	068384
x 1	x 1	x 1	x 1	x 1
x1	x1	x1	x1	x1

Fourche protection gazeuse

Fourche à protection gazeuse 700 - Stand shielding gas 700 - Stativ Schutzgas 700

068346

Portes-goujons - Threaded holders

Ø 4	076167
Ø 5	076174
Ø 6	068391
Ø 7.1	076181
Ø 8	068407
Ø 10	068414
Ø 12	068421

			Arc Pull 700			
			Arc Pull 350			
Ferrules céramique - Ceramic ferrule - Keramikring			Ø 6	Ø 8	Ø 10	Ø 12
Type UF ISO 13918			068520	068537	065680	065697
			x 500	x 500	x 500	x 500
Goujons - Studs - Bolzen			M6x20	M8x20	M10x20	M12x50
Type DD ISO 13918	20~50 mm	Acier - Steel - Stahl	068506	068513	065659	065673
		Inox - Stainless steel - Edelstahl	068469	068476	068483	068490
			x 500	x 500	x 500	x 500
Type SD ISO 13918	100 mm	Ancre à béton - Concrete anchor - Betonanker	—	—	Ø 10 065642	—
					x 250	

350 → 700 CONSUMABLES

Universal adaptor — 077492

for mandrels

SPOT WELDING

PORTASPOT

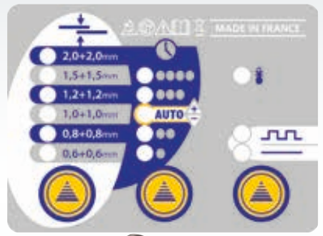

MADE IN FRANCE

		I RMS	I MAX		Uo	Cable		100% CU		
50/60 Hz	A	A	A	mm	V	m	Ø mm²		(no arm) cm	kg
1 x 230 V	16(D)	6 300	8 900	2+2	2.5	2.5	3x2.5 H05VVF	OK	36 x 29 x 10	10

PORTASPOT 230

230 V • 1 ~

6 300 A | **120 daN**

delivered with PX1 : 022256

OPTIONS

ARMS Cu Ø23mm

PX1 (included) — 047945 (EX60, EX60, l = 110 mm)

PX2 — 047938 (EX40, EX80, l = 220 mm)

PX3 — 047921 (EX60, EX60, l = 220 mm)

PX4 — 047914 (EX40, EX80, l = 350 mm)

PX5 — 048690 (Ref 051614, 82, 138)

ELECTRODES

EX40 Short electrode 40 mm — 047884

EX60 Medium electrode 60 mm — 047891

EX80 Long electrode 80 mm — 047907

CAPS & ACCESSORIES

Caps type F (x 6) — 049970

Caps remover — 050846

Lame - Blade — 052857

Affuteur de caps - Cap grinder — 048966

VALIDATION SET

CHARGE D'ÉTALONNAGE - Load bank - Lichtbogen-Last-Simulator

Caliweld LOAD 550A
060425

MADE IN FRANCE

	550 A @ 3% (MIG)
MMA	5>550 A
TIG	5>550 A
MIG/MAG	5>550 A
X%	**3%**
⚓/👤	60 x 27 x 50 cm / 16 kg

x 2

Options

MIG EURO CONNECTION
Câble connexion EURO MIG avec commande à distance - Calibration cable with euro torch connector and remote control
316 A @ 60%
054097

CABLE
Rallonge câble,
connexions texas (mâle + femelle)

1.3 m	95 mm²	033689
5 m	95 mm²	032439
10 m	95 mm²	032446
20 m	95 mm²	036673

CONTRÔLE DU GÉNÉRATEUR - Generator control - Prüfgeräte

Débimètre de bout de torche
- Torch Gas Flow-Meter
- Durchflussmesser

053939

Pince ampèremètrique
- Clamp-on ammeter
- Strommesszange

400 A
053991

600 A
053984

MARQUEURS & CRAIES - Markers & Chalk - Marker & Kreide

Compatibles Soudure - Welding compatible - Lötfähig

x 6

Support craies plates
& Craies plates compatibles soudure
- Flat chalk holder
& Welding compatible flat chalks
- Flache Kreidehalter
& Lötkompatible Flachkreiden
Stéatite - Soapstone - Speckstein
069374

x 3

Marqueurs blancs industriels
- Industrial white markers
- Industrielle weiße Marker
069343

45 mm

Marqueur trous profonds
- Deep hole marker
- Tieflochmarkierer
069350

CONTRÔLE DE PIÈCES - Metal control - Werkstückprüfgeräte

Crayon marqueur thermique
-Thermal marking pencil -
Thermo-Prüfstift
121°C - 250°F
052765

Jauge pour cordon de soudage
- Welding Gauge -
Schweißnahtlehre
053977

Calibre d'épaisseur de tôle
- Sheet thickness gauge -
Blechdickenmessgerät
0,6 > 8 mm
071414

x 3

Thermomètre infrarouge
- Infrared Thermometer -
Infrarot Thermometer
-50/+380°C,
-58/+716°F
052994

Miroir d'inspection flexible magnétique
- Flexible inspection mirror (magnetic)
- Flexibler, magnetischer Inspektionsspiegel
400 mm
060623



VALISE D'ÉTALONNAGE - Validation/calibration set - Kalibrierungsset

GCU 1.0
060456

Included connections

VM1
Voltage measurement cables (2m)
060531



GM1
Gas measurement (2m)
060555

USB1
USB 2.0 cable (1.5m)
060609

PC1
Power cable (2m)
50 mm²
Texas CM50.21
060593

VM2 Voltage measurement cable (2m)
060548

VM2+VM1 :
Measurement MIG/MAG (U)

DRC1
Command cable DIN/DIN (2m)
060579

ARC1
Command cable DIN/Amphenol (2m)
060586

RC1
Remote control DIN (2m)
060562

RC1 +	ECM1	✓
RC1 +	DRC1	✓
RC1 +	ARC1	✓

Discover it on YouTube

MADE IN FRANCE

- **Etablissement de QMOS et suivi des DMOS -**
  Creations of WPQR followed by WPS -
  Erstellung von WPQR und Nachverfolgung von WPS
- **Vérification périodique du matériel de soudage -**
  Regular welding equipment checks -
  Periodische Überprüfung des Schweißgerätes
- **Applications :**

MMA TIG MIG/MAG

Génie civil - Construction - Tiefbau | Chantier naval - Shipyard - Schiffswerft | Maintenance - Maintenance - Wartung | Industrie - Fabrication - Industrie | Nucléaire - Nuclear - Nuklear

Parameters (precision)				FV	⚓	👤	IP
U	I		Gas calibration				
TRMS-Instant-Average				50/60Hz			
1 > 120 V (± 0.5%)	1 > 500 A (± 0.5%)	1 > 30 m/min (± 1%)	1 > 30 L/min (± 5%)	85 > 265 V	21 x 43 x 57 cm	12 kg	67

Multimètre - Multimeter - Multimeter

Mesure d'énergie - Energy tracking - Energiemessung

Validation - Calibration - Kalibrierung

EN 1090 | EN 50 504 | EN 60974-14 **SOFTWARE INCLUDED** 5 languages (FR/EN/DE/ES/IT)

OPTIONS

ECM1
060524

ECM1+VM1 :
Measurement MIG/MAG (U / I / 🔧 / Gas)

Tachymètre vitesse fil
- Wire Speed Meter
- Geschwindigkeitsmesser
060517

Packs Caliweld

PACK Complete Calibration	060630	060456	connections included	060524	060425	060647	—
PACK Calibration	060654	060456	connections included	060524	—	—	—
PACK Tracking Calibration	060661	060456	connections included	—	—	—	060517

+

POWER SOURCE EQUIPMENT

COOLING UNITS	100
HEAVY DUTY CASES	101
TROLLEYS	102

TIG
MIG

COOLING UNITS

GROUPES FROIDS - KÜHLAGGREGATE - GRUPOS DE REFRIGERACIÓN

Cooling liquid
(not included)

5 L
062511

10 L
052246

Ø 10
x1
064324

Ø 10
x1
064331

Ø 6
x1
064348

COOLING UNITS		50/60 Hz		W		kg	COMPATIBILITY
DEDICATED	WCU 0.5kW A	230 V	1~	500	1.5 L	8	TIG 220 DC
	KOOLWELD 1	24 V DC		800	5.5 L	15	TITANIUM 230
	KOOLWELD 2	400 V	2~	890	5.5 L	17	NEOMIG-i 400G / 500G
	WCU 1kW B	400 V	3~	1000	3 L	15	TIG 300 DC
	WCU 1kW C	400 V	3~	1000	5.5 L	17	TITAN 400 DC, TITANIUM 400 AC/DC, NEOPULSE 320C
	EXACOOL	400 V	3~	1000	5.5 L	20	EXAGON
	NEOCOOL/TWINCOOL	400 V	3~	1000	5.5 L	20	NEOPULSE 400G / 500G

GROUPES DÉDIÉS - Dedicated units

WCU 0.5kW A
48 x 16 x 23 cm
039490

NEW

KOOLWELD 1
56 x 22 x 30 cm
070820

OPTION QUICK CONNECT

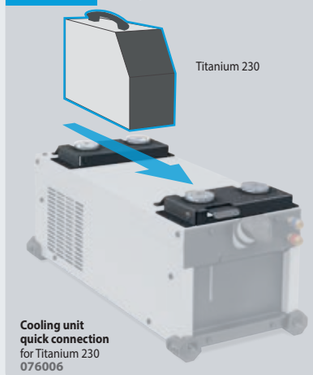

Cooling unit quick connection
for Titanium 230
076006

WCU 1kW B
48 x 23 x 24 cm
032217

NEW

KOOLWELD 2
56 x 22 x 30 cm
075115

WCU 1kW C
68 x 23 x 30 cm
013537

EXACOOL
68 x 23 x 30 cm
032422

NEOCOOL
68 x 23 x 30 cm
032750

for double wire feeder

TWINCOOL
68 x 23 x 30 cm
065086

GROUPES UNIVERSELS - Universal units

ON/OFF ✓

MULTICOOL 500
47 x 24 x 16 cm
069206

ON/OFF ✓
COMMAND ✓

MULTICOOL 1300
70 x 28 x 39 cm
036628

COOLING UNITS		50/60 Hz		W		ON/OFF	COMMAND	kg	COMPATIBILITY
UNIVERSAL	MULTI COOL 500	230 V	1~	500	1.5 L	✓	–	8	all TIG 1~, all MIG 1~
	MULTI COOL 1300	230 V	1~	1300	7 L	✓	✓	19	all TIG 1~, all MIG 1~

Cooling liquid
(not included)

5 L
062511

10 L
052246

Ø 10
x1
064324

Ø 10
x1
064331

Ø 6
x1
064348

MMA
TIG
MIG

HEAVY DUTY CASES

VALISE DE CHANTIER - HARTSCHALENKOFFER

IP67

Heavy-duty case
- Valise de chantier
- Hartschalenkoffer
3.9 kg

for PROGYS :
- ✓ 160 LA
- ✓ 180A
- ✓ 183 E
- ✓ 200A PFC
- ✓ 200E FV CEL

060432

Wheeled heavy-duty case XL
- Valise de chantier à roulettes XL
- Rollkoffer XL
9.5 kg

for
- ✓ GYSARC 220 FV
- ✓ PROGYS 220
- ✓ PROTIG 161 DC
- ✓ PROTIG 221 DC
- ✓ PROTIG 200 AC/DC.
- ✓ PROTIG 201 AC/DC.
- ✓ EASYCUT K25

NEW

077461

TROLLEYS

CHARIOTS - FAHRWAGEN - CARROS

MADE IN FRANCE

CE NORM EN60974-1

SKATES

1
Skate WS-4R/-4L/Easycut 35KF
14 x 46 x 59 cm / 7,9 kg
10 x 71 x 25 cm / 8,3 kg
040977

2
Skate Titan 400 NEOPULSE 320C (+WCU)/ NEOCUT 105 / NEOCUT 125
115 x 53 x 76 cm / 7,8 kg
10 x 35 x 70 cm / 8,3 kg
037717

3
Skate Titanium 400 NEOPULSE 320C (+WCU)/ NEOCUT 105 / NEOCUT 125
10 x 35 x 70 cm / 8 kg
073593

COMPATIBILITIES

TIG	1	2	3
TITAN 400 DC		✓	
TITANIUM 400 AC/DC			✓

MIG	1	2	3
WS4-R / WS-4L	✓		
NEOPULSE 320 C		+WCU ✓	+WCU ✓

PLASMA	1	2	3
EASYCUT K35F	✓		
NEOCUT 105		✓	✓
NEOCUT 125		✓	✓

PLASMA

4
PLASMA 600
62 x 39 x 57 cm / 8,2 kg
10 x 30 x 63 cm / 8,8 kg
040298

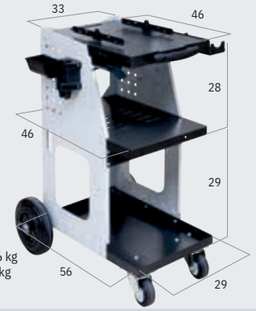

5
UNIVERSAL 800
139 x 48 x 62 cm / 17,6 kg
15 x 52 x 80 cm / 18,1 kg
051331

COMPATIBILITIES

PLASMA	4	5
EASYCUT K25	✓	✓
EASYCUT K35F	✓	✓
EASYCUT 30 FV	✓	✓
EASYCUT 40	✓	✓
CUTTER 45 CT	✓	✓

INDUCTION	4	5
POWERDUCTION 37 LG		✓

4M³

6
WELD 610
62 x 43 x 77 cm / 9,5 kg
12 x 80 x 30 cm / 10,5 kg
040281

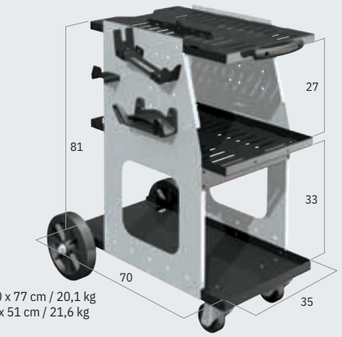

7
WELD 810
139 x 50 x 77 cm / 20,1 kg
14 x 80 x 51 cm / 21,6 kg
037489

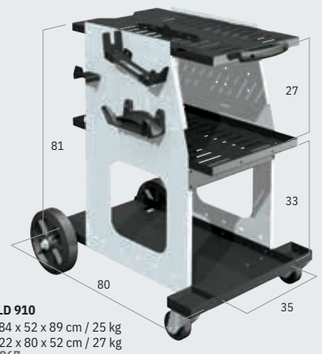

8
WELD 910
84 x 52 x 89 cm / 25 kg
22 x 80 x 52 cm / 27 kg
070967

9
4M³ L
90 x 51 x 99 cm / 15 kg
23 x 37 x 99 cm / 16,6 kg
071568

COMPATIBILITIES

TIG	6	7	8	9
TIG 160 DC lift	✓	✓		
TIG 161 DC	✓	✓		
PROTIG 200 DC			✓	✓
PROTIG 201 DC FV	✓	✓	✓	
PROTIG 220 DC FV			✓	✓
PROTIG 221 DC FV	✓	✓	✓	
TIG 300 DC		✓	✓	✓
PROTIG 200 AC/DC	✓	✓	✓	
PROTIG 201 (L) AC/DC	✓	✓	✓	✓
TIG 220 AC/DC			✓	✓

MIG	6	7	8	9
MULTIPEARL 210-2	✓	✓	✓	✓
MULTIPEARL 210-4 XL	✓	✓	✓	✓
MULTIWELD T-C			✓	✓
NEOPULSE 220 C			✓	✓
NEOPULSE 220 C XL			✓	✓
NEOPULSE 320 C				✓

DIABLES - Sack truck - Fahrwagen mit Rädern

10
Diable JOBSITE XL
118 x 61 x 60 cm / 18,3 kg
20 x 47 x 66 cm / 19,5 kg
039568

4 m³

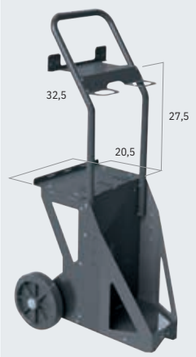

11
Diable 4m³
106 x 46 x 50 cm / 15,7 kg
36 x 43 x 73 cm / 16,4 kg
015678

10 m³

12
Diable 10m³ XL
118 x 61 x 61 cm / 19 kg
29 x 80 x 53 cm / 19,5 kg
076341

COMPATIBILITIES

MMA	10
400 TRI	✓
PROGYS FLEX 280 CEL	✓
EXAGON 400	✓

TIG	10	11	12
TIG 160 DC lift	✓	✓	✓
TIG 161 DC	✓	✓	✓
PROTIG 200 DC	✓		✓
PROTIG 201 DC FV	✓		✓
PROTIG 220 DC FV	✓		✓
PROTIG 221 DC FV	✓		✓
TIG 300 DC	✓		✓
TITAN 400 DC	✓		
PROTIG 200 AC/DC	✓		✓
PROTIG 201 (L) AC/DC	✓		✓
TIG 220 AC/DC	✓		
TITANIUM 230 AC/DC			✓
TITANIUM 400 AC/DC	✓		

MIG	10
MULTIPEARL 210-2	✓
MULTIPEARL 210-4 XL	✓
MULTIWELD T-C	✓
EXAGON 400	✓
NEOPULSE 220 C	✓
NEOPULSE 220 C XL	✓
NEOPULSE 320 C	✓

PLASMA	10
EASYCUT K25	✓
EASYCUT K35F	✓
CUTTER 70 CT	✓
NEOCUT 105	✓
NEOCUT 125	✓

10 M³

13
10m³-XL/TM1
103 x 48 x 100 cm / 24,5 kg
23 x 37 x 99 cm / 26,1 kg
041257

14
10m³-XL/TM2
91 x 54 x 96 cm / 32 kg
27 x 42 x 84 cm / 33,2 kg
039711

15
T/M 400 A
113 x 54 x 115 cm / 41,8 kg
38 x 40 x 113 cm / 44,5 kg
037328

Fixation kit
×2
064690

16
10M³ L
110 x 54 x 114 cm / 27,8 kg
39 x 119 x 27 cm / 29,6 kg
075498



17
10M³ L + SUPPORT FOR WIRE FEEDER
110 x 54 x 117 cm / 46,5 kg
39 x 119 x 27 cm / 48,3 kg
077522

COMPATIBILITIES

MMA	13	14	15	16	17
400 TRI				✓	✓
PROGYS FLEX 280 CEL	✓				
EXAGON 400		✓			

TIG	13	14	15	16	17
TIG 161 DC	✓				
PROTIG 200 DC		✓			
PROTIG 201 DC FV	✓				
PROTIG 220 DC FV		✓			
PROTIG 221 DC FV	✓				
TIG 300 DC		✓			
TITAN 400 DC (+ WCU 1 kW C)			✓	✓	✓
PROTIG 200 AC/DC	✓				
PROTIG 201 (L) AC/DC	✓	✓			
TIG 220 AC/DC		✓			
TITANIUM 400 AC/DC			✓		

MIG	13	15	16	17
MULTIPEARL 210-2	✓			
MULTIWELD T-C		✓		
NEOMIG-i 400G (+ KOOLWELD 2)		✓*	✓	
NEOMIG-i 500G (+ KOOLWELD 2)		✓*	✓	
EXAGON 400		✓	✓	✓
EXAGON 400 + EXACOOL		✓		✓
NEOPULSE 320 C		✓		
NEOPULSE 400 G (+ NEOCOOL)		✓		✓
NEOPULSE 500 G (+ NEOCOOL)		✓		✓

*Only compatible with MIG LIFT PRO option

+

INDIVIDUAL PROTECTIONS

WELDING HELMETS	106
BODY PROTECTION	112
AREA PROTECTION	114
FUME EXTRACTION	115

WELDING HELMETS

TECHNOLOGIES

Teinte initale - Initial shade

Classic | **ULTRA CLEAR**

Spectre de couleur - Spectrum view



Classic | **TRUECOLOR**

Capteurs sensibles - Sensitivity sensors

Classic | **HIGH SENSIBILITY**

Classification EN379 - X=/X=/X=/X=

1/1/1/1 = PERFECT QUALITY

(1) Qualité optique (distorsion). **(2)** Diffusion de la lumière (contraste). **(3)** Variation de la transmission lumineuse(homogénéités de la teinte foncée). **(4)** Lumière angulaire (filtre de rayons lumineux diagonaux).

(1) Optical quality (distortion). **(2)** Light diffusion (contrast). **(3)** Variation of light transmission (homogeneities of the dark shade). **(4)** Angular light (diagonal light ray filter).

(1) / **(2)** / **(3)** / **(4)**

Serre-tête - Headgear

Simple | Multi | **MULTI PRO** | **MULTI PREMIUM**

Comfortable back

MANUAL WELDING HELMETS

SHADE 11

Masque pliable
- Foldable mask
- Faltbare leder-Schutzmaske
064201



Verres - Lenses - Schutzläser
042605

HAND MASK 11
042209
GRIND

Manual
FLIP FLAP 0/11
042513

	Intensity (A)														
	1.5	70	100	125	150	175	200	225	250	300	350	400	450	500	600
TIG	8	9	10			11		12		13					
MAG	8	9	10			11			12				13		
MIG		9		10			11		12		13		14		
MIG light alloys				10			11		12		13		14		
PLASMA			9	10	11		13								

WELDING HELMETS

SHADE 11

LCD TECHNO 11
064997
98 x 35 mm | 0.6 ms
TRUECOLOR

LCD MASTER 11
043442
100 x 49 mm | 0.5 ms
TRUECOLOR

LCD SPACE 11 TRUECOLOR
062245
100 x 49 mm | 0.5 ms
TRUECOLOR

LCD EXPERT 11 CARBON
040755
100 x 49 mm | 0.5 ms
TRUECOLOR

LCD INVADER 11 TRUECOLOR
062252
100 x 49 mm | 0.5 ms
TRUECOLOR

WELDING HELMETS

9-13

GRIND **GRIND MODE**

98 x 43 mm
0.3 ms
GRIND | ×4

HERMÈS SILVER
040908

HERMÈS RED
040885

HERMÈS GOLD
040892

VERRES
- Lenses
- Schutzgläser



105x50 (x50)	042629	105x50 (x50)	042643			TRUECOLOR		DELAY								MASK BRAND
110x90 (x5)	040816	110x90 (x5)	076815	HANDMASK 11	11	—	—	—	—	92x36 mm	■	—	—	—	400 g	Gys
110x90 (x5)	040816	102x40 (x5)	040830	FLIP FLAP 0/11	11	—	—	—	—	97x80 mm	■	—	—	Simple	425 g	Gys
110x90 (x5)	040816	104x55 (x5)	040847	LCD TECHNO 11	3>11	■	0.60 ms	0.35 ms	1/1/1/1	98x35 mm	—	—	☼	Simple	420 g	Gys
392x117 (x3)	065215	103.6x54 (x5)	040809	LCD MASTER 11	3>11	■	0.50 ms	0.35 ms	1/1/1/1	100x49 mm	—	—	☼	Simple	400 g	Gys
119x98 (x5)	040823	104x55 (x5)	040847	LCD SPACE 11 TRUECOLOR	3>11 + 2x : 5	■	0.50 ms	0.35 ms	1/1/1/1	100x49 mm	—	✓	☼	Multi	470 g	Gys
110x90 (x5)	040816	103.6x54 (x5)	040809	LCD EXPERT 11 CARBON	3>11	■	0.50 ms	0.35 ms	1/1/1/1	100x49 mm	—	—	☼	Simple	480 g	Gys
115x102 (x5)	040793	103.6 x 54 (x5)	040809	LCD INVADER 11 TRUECOLOR	3>11	■	0.50 ms	0.35 ms	1/1/1/1	100x49 mm	—	✓	☼	Multi	480 g	Gys
				HERMES	4 - 9>13	—	0.30 ms	0.10>1 s	1/1/1/3	98x43 mm	■	—	☼ + 2 (CR 2032)	Simple	520 g	Toolit

WELDING HELMETS 9-13

98 x 43 mm
0.3 ms
GRIND

EXPERT 9/13 G CARBON
040878

EXPERT 9/13 G
042216

92 x 42 mm
0.1 ms
TRUECOLOR

LCD TECHNO 9/13
065048

92 x 42 mm
0.1 ms
GRIND TRUECOLOR

LCD VENUS 9/13 G IRON TRUECOLOR
064980

LCD VENUS 9/13 G BONES TRUECOLOR
064973

LCD VENUS 9/13 G TRUECOLOR
064966

IDEAL

LCD FIREMAN 9-13 TRUECOLOR
062269

100 x 49 mm | 0.1 ms
GRIND TRUECOLOR

LCD GYSMATIC 9/13 G TRUECOLOR
043909

100 x 60 mm | 0.08 ms
GRIND ×4 TRUECOLOR

LCD GYSMATIC 9/13 G AIR TRUECOLOR
065727

Filtration class EN 12941 : TH2 P R SL
Air 165 / 200 / 220 L/min
Battery included
OPTION Filter TH3
065734

Battery charger
037472
: 028869

Battery included
037465

038424 x1

038417 x5

WELDING HELMETS 5-9/9-13

100 x 49 mm
0.1 ms
GRIND TRUECOLOR

PROMAX 9/13 G VOLCANO
037205

PROMAX 9/13 G SHARK
037199

PROMAX 9/13 G SILVER
045774

100 x 67 mm
0.1 ms
GRIND ×4 TRUECOLOR

ZEUS 5-9/9-13 G INDIAN
038332

ZEUS 5-9/9-13 G FIRE
044098

ZEUS 5-9/9-13 G COSMIC
044104

OPTIONS

Sac pour masque de soudage
- Carry bag for helmet welding

043299

066656

Bandeau anti–transpiration
- Antiperspirant - headband

043466
for Simple, Multi, Multi Premium

062627
for Multi Pro

070844
(x 1) for Gysmatic 5/13 Air XXL

x2



Loupe
- Magnifying glass (x1)

zoom x2
042780

zoom x3
064140

VERRES
- Lenses
- Schutzgläser



111x91 (x5)	063723	103.6 x 54 (x5)	040809
110x90 (x5)	040816	95.5 x 50.5 (x5)	040854
226 x 106 (x5)	045781	103.6 x 54 (x5)	077621
114x133 (x10)	043893	G : 106 x 66 (x10)	043886
110x90 (x5)	040816	95.5 x 50.5 (x5)	040854
226x106 (x5)	045781	103.6 x 54 (x5)	077621
114 x 133 (x10)	043893	103.7 x 69.5 (x5)	043695

		TRUE COLOR		HF	DELAY							MASK BRAND
EXPERT 9/13 G	4 - 9>13	—	0.30 ms	—	0.10>1 s	1/1/1/3	2	98x43 mm	■	—	☼ + 2 (CR 2032)	Simple	540 g	Toolit
LCD TECHNO 9/13	4 - 9>13	■	0.10 ms	—	0.10>0.8 s	1/2/1/1	2	92x42 mm	—	—	☼	Simple	440 g	Gys
LCD FIREMAN 9-13 TRUECOLOR	3 - 9>13	■	0.10 ms	—	0,10 > 0,8 s	1/1/1/2	2	100x49 mm	■	—	☼	Multi	560 g	Gys
LCD GYSMATIC 9/13 G TRUECOLOR	4 - 9>13	■	0.08 ms	✓	0.10>0.90 s	1/1/1/2	4 HIGH SENSITIVITY	XL : 100x60 mm	■	✓	☼ + 2 (CR 2450)	Simple	580 g	Gys
LCD VENUS 9/13 G TRUECOLOR	3 - 9>13	■	0.10 ms	—	0.10>0.8 s	1/1/1/2	2	92x42 mm	■	—	☼	Multi	480 g	Gys
PROMAX 9/13 G	4 - 5>9 / 9>13	■	0.10 ms	—	0.10>0.8 s	1/1/1/2	2	100x49 mm	■	—	☼	**Multi Premium**	560 g	Gys
ZEUS	4 - 5>9 / 9>13	■	0.10 ms	—	0.15 > 0.8 s	1/1/1/2	4	XL : 100x67 mm	■	✓	☼ + 2 (CR 2450)	Simple	520 g	Gys

WELDING HELMETS

5-9/9-13

ERGOTECH + 5-9/9-13 DREAM
068674

ERGOTECH + 5-9/9-13 SILVER
068650

ERGOTECH + 5-9/9-13 BLACK
068667

100 x 67 mm | 0.1 ms | GRIND | ×4 | ULTRA CLEAR 3 | CLASS 1/1/1/1 | TRUECOLOR

Sensors ×4

Multi Premium

ALIEN + TRUECOLOR XXL
068698

100 x 90 mm | 0.1 ms | GRIND | ×4 | ULTRA CLEAR 3 | CLASS 1/1/1/1 | TRUECOLOR

MULTI PRO

DIGITAL

MEMORY & ELECTRONIC CONTROL

IDEAL

GYSMATIC XL TRUECOLOR
037908

100 x 60 mm | 0.08 ms | GRIND | ×4 | CLASS 1/1/1/1 | TRUECOLOR

GYSMATIC XXL TRUECOLOR
037236

100 x 83 mm | 0.1 ms | GRIND | ×4 | CLASS 1/1/1/1 | DIGITAL | TRUECOLOR

GYSMATIC 5/13 AIR XXL TRUECOLOR
047846
: 028852

IDEAL

Filtration class
EN 12941 : TH2 P R SL
Air 165 / 200
220 L/min
Battery included

OPTION
Filter TH3
065734

Battery charger
037472
: 028869

Battery included
037465

038424 x1

038417 x5

PANORAMIC VIEW

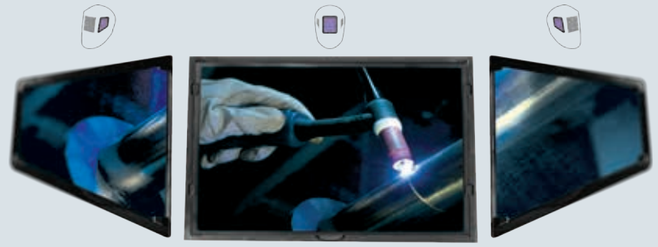

APOLLO+ 5-9/9-13 G TRUECOLOR	Fixed DIN 5	DIN 3 › 5 / 13 Adjustable	Fixed DIN 5
PANORAMIC 3XL TRUECOLOR	DIN 3 › 10	DIN 3 › 4 / 12 Adjustable	DIN 3 › 10

APOLLO + 5-9/9-13 G TRUECOLOR
068681

100 x 67 mm | 0.1 ms | GRIND | ×4 | PANORAMIC | CLASS 1/1/1/1 | ULTRA CLEAR 3 | TRUECOLOR

PANORAMIC 3XL TRUECOLOR
037281

114 x 85 mm | 0.15 ms | GRIND | ×4 | PANORAMIC | CLASS 1/1/1/1 | ULTRA CLEAR 3 | TRUECOLOR

OPTIONS

Sac pour masque de soudage
- Carry bag for helmet welding

066656

Bandeau anti–transpiration
- Antiperspirant - headband

043466
for Simple, Multi, Multi Premium

062627
for Multi Pro

070844
(x 1) for Gymsatic 5/13 Air XXL



Loupe
- Magnifying glass (x1)

zoom x2
042780

zoom x3
064140

VERRES
- Lenses
- Schutzgläser



							TRUE COLOR		HF	DELAY								MASK BRAND
114 x 133 (x10)	043893	103.7 x 69.5 (x5)	077102	ERGOTECH +	3 - 5>9 / 9>13	■	0.10 ms	—	0.15 > 0.8 s	1/1/1/1	4 HIGH SENSITIVITY	XL : 100x67 mm	■	✓	☼ + 2 (CR 2450)	**Multi Premium**	580 g	Gys
114 x 133 (x10)	043893	104 x 96 (x5)	043596	ALIEN + XXL TRUECOLOR	3 - 5>9 / 9>13	■	0.10 ms	✓	0.15 > 0.8 s	1/1/1/1	4 HIGH SENSITIVITY	XXL : 100x90 mm	■	—	☼ + 2 (CR 2032)	**Multi Premium**	560 g	Gys
110 x 90 (x5)	040816	106 x 66 (x10)	043886	GYSMATIC XL TRUECOLOR	4 - 5>9 / 9>13	■	0.08 ms	✓	0.1 > 0.9s	1/1/1/1	4 HIGH SENSITIVITY	XL : 100x60 mm	■	✓	☼ + 2 (CR 2450)	Simple	540 g	Gys
114 x 133 (x10)	043893	106 x 89,5 (x10)	046825	GYSMATIC 5/13 AIR XXL TRUECOLOR GYSMATIC XXL TRUECOLOR	4 - 5>9 / 9>13	■	0.10 ms	✓	0.1 > 0.9 s	1/1/1/1	4 HIGH SENSITIVITY	XXL : 100x83 mm	■	✓	☼ + 2 (CR 2450)	Simple **Multi Pro**	680 g	Gys
114 x 133 (x10)	043893	103.7 x 69.5 (x5)	077102	APOLLO+ 5-9/9-13 G	3 - 5>9 / 9>13 + 2x : 5	■	0.10 ms	—	0.15 > 0.8 s	1/1/1/1	4 HIGH SENSITIVITY	XL : 100x67 + 2x103.7x69.5 mm	■	✓	☼ + 2 (CR 2450)	**Multi Premium**	580 g	Gys
390 x 150 (x3)	037311	special kit (x1)	037304	PANORAMIC 3XL TRUECOLOR	3 - 4>8 / 8>12 + 2x : 3>10	■	0.15 ms	✓	0.15 > 0.8 s	1/1/1/1	4 HIGH SENSITIVITY	114x85 + 2x(68x80) mm	■	—	☼ +2 (CR 2450)	Multi	610 g	Gys

MASKS RESPIRATORS - Masques respiratoires - Atemschutzmasken - Máscaras respiratorias

FFP3 - EN 140 / EN 143
(x1) Size M/L
037014

Étui / Case
037045

x 2

FFP3 - EN 143
Anti poussières / Anti odeurs
037038

FFP3 - EN 140
/ EN 143 / EN 166
(x1) Size M/L
037021

PROTECTION GOGGLES - Lunettes de protection - Schutzbrillen

Anti-projection/grinding - Antiprojection/meulage - Anti-proyección/amoladura - Spritzschutz/Schleifen

EN 166

Shade/IR0
042810

Shade/IR5
(not for welding)
042841

Shade/IR0
047778

Shade/IR0
042827

Shade/IR0
047792

Shade/IR0
042865

Shade/IR0
047839

HARD HAT - Casque de chantier - Schutzhelm

-23dB

adjustable
Ø 55>62 cm

Shade/IR5
EN 397/352-3/166
064218

FLAME WELDING - Soudure chalumeau - Autogenschweißen

Shade/IR5
042803

Shade/IR5
042858

PROTECTION KITS - Kits de protection - Schweißerschutzkit

Lot de 1er Équipement du soudeur
- Starter welding kit - Schweisserkit für Einsteiger
070493

Lot Équipement professionnel du soudeur
- Professional kit
- Profi-Schweisserkit

070561

FIREPROOF HOOD - Cagoule textile de protection - Textil-Schweißer- schutzhaube - Máscara de protección

EN ISO 11611
Class 1/A1+A2
064195

EN ISO 11612
EN 1149-5
(A1, B1, C1,F1)
037687

EN 470
EN 11611
CLASS 1
ISO 15025:
CLASS 1
045224

WELDING GLOVES - Gants de soudage - Schweißhandschuhe - Guantes

TIG

BASIC
Gants PRO TIG - T10
045194

EN388
2122

EN 407
422X4X
EN12477
Class : B

PRO
Gants PRO TIG EXTRA - T10
045323

EN388
2011XX

EN 407
41313X
EN12477-B
EN 420

EXPERT
Gants de soudage renforcés - Reinforced welding gloves
T9 : 064164 T9.5 : 064171

EN388
2011XX

EN 12477
TYPE B

EN 407
412X4X
EN12477
Class : B

MMA - MIG/MAG

BASIC
Heavy Duty - T10
(MMA - MIG - Plasma)
045101

EN388
4244

EN 407
423X4X
EN12477
Class : A1

PRO
Gants de soudage renforcés - T10
- Reinforced welding gloves
045873

EN388
4244

EN 407
423X4X
EN12477
Class : A1

Bouclier protection de main en fibre de verre
- High heat reflective fiber glass handshield with leather back
- Hochhitzefester Handschutz mit Glasfaser und Leder rückseite

20 x 15 cm
x1
064157



HANDLING GLOVES - Gants de manutention / meulage - Handschuhe - Guantes

Anti coupure
- Anti-cut
T9
045897

EN388
4342

✓ écran tactile
- touch screen friendly

Anti coupure
haute résistance
High resistance anti-cut
EN 420
EN 388:4121
T9 : 045910
T10 : 045927

Anti coupure
haute dextérité
- High dexterity anti-cut
EN 420
EN 388:1121
T9 : 045903
T10 : 045934

T10
064188

EN420
2003
+A1

EN388
2011 X

SHOES - Chaussures

0% metal

EN ISO 20345
S3 HI HRO SRC

40	064225
41	064232
42	064249
43	064256
44	064263
45	064270

JACKETS - Vestes - Jacke

EN ISO 11611
Class 2-A1

XL (52/54)
037663

IEC 61482-2
Class 1-4kA

EN ISO 11612
A1+A2-B1-C1-E3-F1

EN ISO 11611
Class 2-A1 & A2

EN 1149-5

98% cotton, 2% antistatic

S (40/42)	046313	XL (52/54)	046344
M (44/46)	046320	XXL (56/58)	046351
L (48/50)	046337		

EN ISO 11612
A1+B1-C1-E1-F1

EN ISO 11611
A1 Class 1

IEC 61482-2
Class 1

EN 13034
A1 Type 6

EN 1149-5

PRO

74% cotton, 25% polyester, 1% carbon — 330 g/m²

S (T.2)	073760	XL (T.5)	073791
M (T.3)	073777	XXL (T.6)	073807
L (T.4)	073784		

MULTI-USE LEATHER APRON - Tablier cuir multi-usage - Delantal de cuero multi-uso - Mehrzweck-Lederschürze

045200

EN ISO 11611
Class 2-A1

045217

WELDING SLEEVES - Manchettes de soudeur - Schweißerärmel - Mangas protectoras

045231

037670

TROUSER - Pantalon - Hose

EN ISO
11612
A1+A2-B1-C1-E3-F1

EN ISO
11611
Class 2-A1
& A2

IEC 61482-2
Class 1-4kA

EN 1149-5

EN 14404
+A1
Type 2

98% cotton,
2% antistatic

S (40/42)
046368

M (44/46)
046375

L (48/50)
046382

XL (52/54)
046399

XXL (56/58)
046412

HEAT PROTECTION COVER - Couverture anti-chaleur - Hitzeschutzdecke - Manta anti-calor



	PROTEC 550	PROTEC 1200	PROTEC 1300	PROTEC 1300L
Protection	M0	M0	M0	—
t°	550°C/1000°F	1200°C/2200°F	1300°C/2400°F	1300°C/2400°F
mm	2000 x 2000	1750 x 1500	2000 x 1800	2000 x 1800
g/m²	580	1200	620	420
ref	050495	050204	053595	060500

MAGNET - Magnethalterung

(x2)
052291

WELDING CURTAIN AND FRAME - écrans de protection - Schweißerschutzwand

ISO 25980 / EN 1598 / AWSF2.3M:2011

MADE IN FRANCE

	OPTI ROLL	OPTI STRIPS (PRE-DRILLED)	OPTI 140.0
cm	30 x 5000	30 x 180 (x8)	160 x 140
mm	2	2	0,4
ref	Red 061521 Green 061538	061514	060487

BASIC

PRO

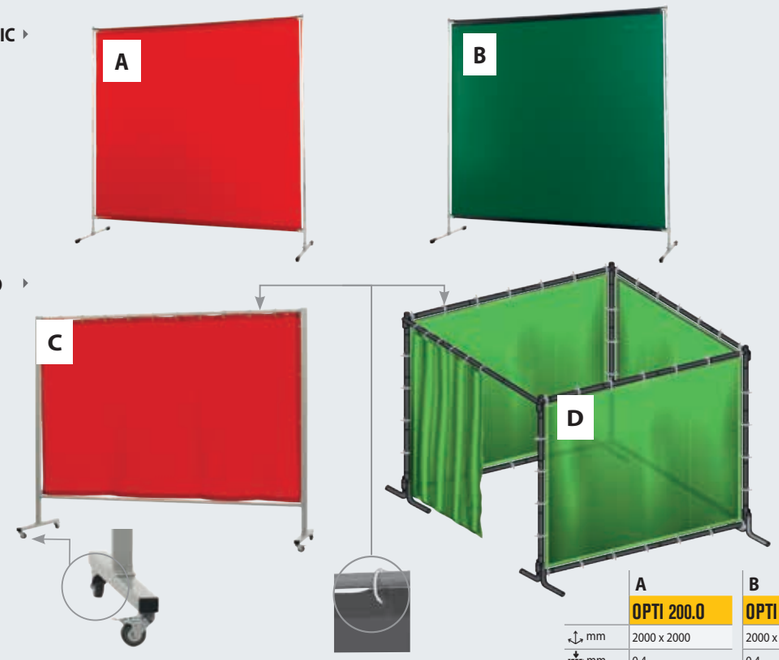

	A	B	C	D
	OPTI 200.0	OPTI 200.G	OPTI 215.0	OPTICAB 240
mm	2000 x 2000	2000 x 2000	2000 x 2150	2400 x 2400 x 1800 (H)
mm	0,4	0,4	0,4	0,4
rollers	—	—	OK	—
ref	060227	060463	060470	Green 060616 Orange 075351

WELDING BOOTH - Cabine de soudage - Schweißstand



Compact
400 x 400 x 500 mm
060173

590 x 450 x 1000 mm
060050

FUME EXTRACTION SYSTEMS - Aspirateurs de fumée - Rauchgasabsauggerät

UNI 2.0 RE

- 400 V 3 ~
- 50 Hz
- 1 100 W
- 1 500 m³/h max

- arm 3 m
- no plug
- 100 kg
- extraction 0.5 m/s

061545

EVO 2.1 RE

- 230 V 1 ~
- 50 Hz
- 1 100 W
- 1 200 m³/h max
- occasionnal

- arm 3 m
- included
- 85 kg

061552

Breveté
-Patented

EVO 2.2

- 230 V 1 ~
- 50 Hz
- 1 100 W
- 1100 m³/h max
- occasionnal

- arm 3 m
- included
- 85 kg

073814

Included
Pré filtre, treillis Aluminium
Class of filtration G3 EN 779
+ Filtre - Coal Filter EPA E12
EN 779, Filtration >99.5 %
046467

Options

Filtre à charbon actif - Coal filter
✓ UNI 2.0 RE
064522

Extraction flexible
10 m, Ø 152 mm
✓ UNI 2.0 RE
✓ EVO 2.1 RE
062139

Included
Pré filtre, treillis Aluminium
Class of filtration F15 G2 EN 779
+ Filtre - Coal Filter HEPA H13
EN 779, Filtration >99.95%
046498

Included
Pré filtre, treillis Aluminium
Class of filtration F15 G2 EN 779
+ Filtre - Coal Filter HEPA H13
EN 779, Filtration >99.95%
075177

FUME EXTRACTION TORCHES - Torches aspirantes - Rauchgas-Absaugbrenner - Antorcha con aspiración de humos

	Acier/Inox - Steel/Stainless steel - Stahl/Edelstahl			
	AIR			LIQUID
	150 A	250 A	350 A	500 A
original equipment	M6	M6	M8	M8
	Ø 0.8	Ø 1.0	Ø 1.2	Ø 1.2
X % 40°C - $ArCo_2$	150A - 60%	200A - 60%	290A - 60%	380A-100%
GRIP	GRIP	GRIP	GRIP	GRIP
L	3 m	3 m	4 m	4 m
Ref.	043251	040540	040557	040564

BINZEL

Pour torches aspirantes - for fume Extraction Torches

BINZEL
073715

- 230 V / 1 ~ , 1 100 W
- 230 m³/h max
- 190 mbar max
- 25 kg, 590 x 425 x 825 mm
- 76 db
- Système de nettoyage automatique du filtre - Filter auto cleaning system - Automatische Filterabreinigung

Filtre Classe M, EN 60335-2-69

included :
5 m, Ø50

- Évacuation extérieure Ø50 (tuyau non inclus) - External evacuation Ø50 (hose not included)

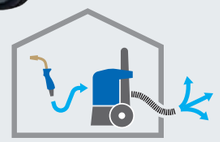

+

ACCESSORIES

MISCELLANEOUS	117
ELECTRIC SOLDERING & GAS WELDING	120
WORKING LIGHTS	122

PRESSURE-REGULATORS - Manomètres-débimètres - Druckminderer - Regulador de presión - Manometer stromingsmeter - Regolatore di pressione

	12 L / min	15L / min	30 L / min (Argon/CO_2)	OPTIMAPRO 30 L / min (Argon/CO_2)
FR/ES/PT	041820	041998	041622	043619
DE	041820	041998	041219	043633
UK		040274	041646	043626
NL		040267	041615	043640
IT		038691	038707	

Pour cartouche de gaz
- For disposable bottle
- Für Einweg-gasflaschen (Argon/CO_2)

041639

DISPOSABLE BOTTLES - Bouteilles de gaz jetables - Einweggasflaschen

	composition % Ar	composition % CO_2	material	L	ref.
AR/CO_2 1.8 L	80	20	Acier-Steel - Stahl	1.8 (150L)	043664
AR/CO_2 2.2 L	80	20	Acier-Steel - Stahl	2.2 (220L)	043671
AR pur 2.2 L	100	—	Alu	2.2 (220L)	043688

Pressure-flowmeters are country-specific : see datasheets at www.gys.fr

GAS PREHEATER - Préchauffeur de gaz - Gasvorwärmer

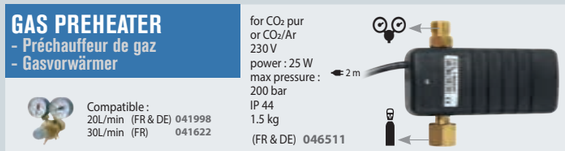

Compatible :
20L/min (FR & DE) 041998
30L/min (FR) 041622

for CO_2 pur or CO_2/Ar
230 V
power : 25 W
max pressure : 200 bar
IP 44
1.5 kg
(FR & DE) 046511

GAS CONNECTOR - Raccords Gaz - Gasanschlüsse

x2 045712
x1 046245

Tuyau caoutchouc- Rubber hose Ø 6.3 X 13 (EN ISO 3821)
1.5 m 066670
4 m 046269
✂ x m 046276

WIRE BRUSHES - Brosses - Bürsten - Brosses - Cepillos

			Acier - Steel - Stahl - Acero - Staal - Aço		Inox - Stainless - Edelstahl	
A	4	—	(x1)	044241	(x1)	044258
			(x24)	044265	(x24)	044272
B	3	—	(x1)	044227	(x1)	044289
C	2	•	(x1)	044166	—	
D		—	(x1) Laiton - Brass	038073	—	
			(x1) Zinc	038080		

SPECIAL WELDING MAGNET - Positionneurs magnétiques - Imán especial para soldadura - Magnetische Positionierer

	MAGNETIC P15.90	MAGNETIC P16.90	MAGNETIC P19.90	MAGNETIC P20.180	MAGNETIC D30.90	MAGNETIC D50.90 DUAL	MAGNETIC D50.90	MAGNETIC D70.90M	MAGNETIC D70.120M	MAGNETIC D70.135M
	Classic				Switchable ON/OFF					
max	15 kg	16 kg	19 kg	20 kg	30 kg	50 kg	50 kg	60 kg	60 kg	60 kg
	60/90°	45/90/135°	45/90/135°	articulated 0 > 180°	45/90/135°	90°	90°	90°	45/60/75/ 90/105/135°	45/75/ 90/105/135°
x	2	4	1	1	1	1	1	1	1	1
	100 x 73 x 12	45 x 32 x 28	156 x 102 x 20	204 x 86 x 28	111 x 95 x 25	148 x 148 x 38	71 x 60 x 48	48 x 32 x 70	111 x 55 x 80	99 x 55 x80
Ref.	047044	044180	044203	044302	044197	047051	047075	047068	047082	047099

AXIAL-GRIP PLIERS - Pinces axiales



LOCK-GRIP PLIERS - Pinces étau mono serrage

CABLE - Câble - Kabel



Welding Cable - Schweißkabel

EN 60245-6
H01N2-D
(Caoutchouc - Rubber)



	L	Ref.	EN 60974-9 A (60%)	EN 60974-9 A (35%)
16 mm²	x m	046207	121	131
	100 m	046252		
25 mm²	x m	046306	165	185
	5 m	045408		
	100 m	046603		
35 mm²	x m	046405	211	243
	100 m	046702		
50 mm²	x m	046757	275	323
	100 m	046801		
70 mm²	x m	046832	351	419
	500 m	036680		
95 mm²	x m	046863	433	527
	300 m	036697		

High Flexibility Electrical Cable



	L			A (60%)	A (35%)
10 mm²	100 m	054882	054875	88	92
	20 m	056107	056091		
16 mm²	100 m	054905	054899	120	130
	20 m	056121	056114		
25 mm²	100 m	054929	054912	164	184
	20 m	056145	056138		
35 mm²	100 m	054943	054936	210	240
	20 m	056169	056152		
50 mm²	100 m	054967	054950	273	320
	20 m	056183	056176		
70 mm²	50 m	—	056565	310	380

CABLE LUGS - Cosses - Kabelschuhe - Terminal - Kabelschoen - Terminal

max	ø		Ref.
10 mm²	M5	x100	047501
16 mm²	M5	x100	047518

25 mm²	M5	x100	047525
35 mm²	M6	x100	047532
50 mm²	M10	x100	047549

70 mm²	M10	x100	047556
95 mm²	M10	x50	047570

16 mm²	M10	x10	038219
25 mm²	M10	x10	038226
35 mm²	M14	x10	038233
50 mm²	M14	x10	038240

75 mm²	M16	x10	038257
125 mm²	M15	x5	038264

DINZE SOCKETS - Douilles Texas - Anschlussbuchse



	I A max	mm	mm²	Ø mm	Ø mm	ø	Compatibility		Ref.
DF 25.14	200	32	10/25	14	9	M8	CM25.14	x 20	045644
DF 70.21	400	49	35/70	21	13	M10	CM 50.21, CM 70.21	x 10	045637
DF 95.24	500	38	70/95	24	13	M12	CM 95.24	x 5	045743

ADAPTATORS - Adaptateurs Texas - Adapter mit Messfunktion

AMF 25/50
Adaptateur mâle/femelle - Male/female adaptor
038110

300A @ 35% | 200A @ 60%

AMF 50/25
Adaptateur mâle/femelle - Male/female adaptor
038127

300A @ 35% | 200A @ 60%

CDFM 95/95 Connecteur mâle/double femelles - Male/double female adaptor 95 mm²
038134

400A @ 35% | 300A @ 60%

DINZE VOLTAGE MEASURING CABLE
- Texas mesure de tension
- Spannungsmessleitung

VM1
060531

DINZE CONNECTORS - Connecteurs Texas - Stecker - Conectadores - Schakeleaars - Conectores



	I A max	mm²	Ø mm	Ø mm	Compatibility		Ref.
CFM 25.14	200	10/25	14	9	CM 25.14, DF 25.14, CF 25.14	x1	045507
CFM 50.21	300	35/50	21	13	CM 50.21, CF 50.21, TX 70.21	x1	045606
CFM 70.21	400	50/70	21	13	CM 70.21, TX 70.21	x1	047488

CM 25.14	200	10/25	14	9	DF 25.14, CF 25.14	x20	045668
CM 50.21	300	35/50	21	13	DF 70.21, CF 50.21	x10	045613
CM 70.21	400	50/70	21	13	DF 70.21, CF 70.21	x5	045750
CM 95.24	500	70/95	24	13	DF 95.24	x5	047495

CF 25.14	200	10/25	14	9	CM 25.14	x30	045651
CF 50.21	300	35/50	21	13	CM 50.21	x10	045620
CF 70.24	400	50/70	24	13	CM 70.21	x5	045736
CF 95.24	500	70/95	24	13	CM 95.24	x5	072374

PC1
MMA/TIG/MIG connection
060593

CABLE
Rallonge câble, connexions texas (mâle + femelle)

1.3 m	95 mm²	033689
5 m	95 mm²	032439
10 m	95 mm²	032446

EARTH CLAMPS - Pinces de masse - Masseklemmen - Pinzas de masa - Massaklem - Pinças de massa

CROCO

	CROCO A200.35	CROCO B250.25	CROCO B300.70	CROCO T300.70	CROCO T400.70	CROCO B600.95 (500A)	CROCO T600.95	CROCO M600.95
A	200 A	250 A	300 A	300 A	400 A	500 A	600 A	600 A
max	35 mm²	25 mm²	70 mm²	70 mm²	70 mm²	95 mm²	95 mm²	95 mm²
A (X%)	200A (35%) 150A (60%)	250 A (35%) 200 A (60%)	300A (35%) 250A (60%)	300A (35%) 250A (60%)	400A (35%) 300A (60%)	500A (35%) 400A (60%)	600A (35%) 400A (60%)	600A (35%) 400A (60%)
x1 (vrac)	043114	038035	043138	037922	043213	038042	046559	038301
*x1 (blister)	043107			037939	043206			
(x25)	043121		043145	037946	043152			

RHINO & TYREX

	RHINO 300.50 (250A)	TYREX 400.70	TYREX XL 400.70	RHINO 600.95	TYREX 600.95	TYREX + 600.95	TYREX 800.120
A	250 A	400 A	400 A	600 A	600 A	600 A	800 A
max	50 mm²	70 mm²	70 mm²	95 mm²	95 mm²	95 mm²	120 mm²
A (X%)	250A (35%) 200A (60%)	400A (35%) 300A (60%)	400A (35%) 300A (60%)	600A (35%) 500A (60%)	600A (35%) 500A (60%)	600A (35%) 500A (60%)	800A (35%) 700A (60%)
x1 (vrac)	038059	043176	048997	038066	043220	046566	046573
					(x10) 043169		

EARTH MAGNETS - Masses magnétiques - Magnetische Masse





	SQUARE MAGNET 500.70	ROUND MAGNET 500.70	ROUND MAGNET 600.95
A	500 A	500 A	600 A
max	70 mm²	70 mm²	95 mm²
A (X%)	500A (35%), 400A (60%)	500A (35%), 400A (60%)	600A (35%), 500A (60%)
x1 (vrac)	048980	048973	047105

EARTH CLAMP KITS - Pinces de masse assemblées - Vormontierte Masseklemmen

	A		L (m)	(mm²)	(mm²)	Ø		Ref.
Cable H07 for **Cutting** & **Welding**	200 A	CROCO T300.70	4	16	10 / 25	9	x1	036932
	250 A	CROCO T300.70	4	25	35 / 50	13	x1	075214
Cable H01 for **Welding** only	150 / 200 A	CROCO A200.35	2	16	10 / 25	9	x1	043770
	250 A	CROCO T400.70	3	25	10 / 25	9	x1	043787
	250 A	CROCO T400.70	4	25	35 / 50	13	x1	043794
	400 A	CROCO T400.70	4	35	35 / 50	13	x1	043817
	400 A	CROCO T400.70	4	50	35 / 50	13	x1	047853
	600 A	TYREX 600.95	4	70	35 / 50	13	x1	043831
	600 A	CROCO M600.95	4	70	35 / 50	13	x1	036994
	800 A	TYREX+ 800.120	4	95	35 / 50	13	x1	047013

SOLDERING - Soudage à l'étain - Weichlöten

60 W
040373

COMPLETE

100 W
040397

Pompe à dessouder
- Desoldering pump
- Entlötpumpe
040380

Fil à souder
- Soldering wire
- Lötdraht
Étain - Tin - Zinn

Norm ISO EN 9453

	Norms		Composition %			T° fusion °C	Décapant - Flux	Ø mm	g	Ref.
	DIN 1707	EN 9453	Sn	Pb	Cu					
Étain-Plomb TIN LEAD Zinn-Blei	SnPb60	S-Sn40Pb60	40	60	—	183-238	integrated	2	50	046610
									100	046627
									250	047136
	Sn50Pb	S-Sn50Pb50	50	50	—	183-216	integrated	1.5	50	046641
									100	046658
									250	047129
	Sn60Pb	S-Sn60Pb40	60	40	—	183-190	integrated	1	50	046665
									100	046672
									250	047112
Étain-Cuivre TIN COPPER Zinn-Kupfer	SnCu3	S-Sn97Cu3	97	—	3	227-310	external (ref.040549)	2	50	046689
									100	046696
									250	047143
	SnCu07	Sn993 Cu07	99.3	—	0.7	227	integrated	1	100	062696

Flux universel
- Soldering flux
- Lötfett

T° fusion 450 °C
20 g
040549

Graisse décapante pour alliage étain
Soldering flux for tin alloys
Lötfett für Zinn-Legierungen

T° fusion 80 °C
100 g
047808

OX & AD

2.5 m³

OX & AD
104 x 67 x 20 cm / 7,5 kg
18 x 38 x 73 cm / 14,2 kg
039100

PROFESSIONAL BLOW TORCHES - Lampes à souder professionnelles - Gasbrenner

PIEZO START

Lampe à souder perçable à 1 brûleur
- Blowtorch
- Lötlampe mit 1 Brenner
040342

Lampe à souder à 1 brûleur
- Blowtorch
- Lötlampe mit 1 Brenner
038820

-22°C 360°

Lampe à souder, avec 2 brûleurs interchangeables - Blow torch, with 2 interchangeable burners - Lötlampe mit 2 auswechselbaren Brennern
052741

Flamme à pointe fine
Fine flame tip
(included)

European fitting 7/16"

Gas not included

LIGHTER START

Lampe à souder, soupape de sécurité

- Blow torch with safety valve
- Lötlampe, Sicherheitsventil
040359

Pistolet à air chaud autonome à gaz
- Gas hot air gun
060777

CUP LIGHTER - Briquet à tasse - Topfanzünder

040403

PRE-BRAZING CLEANING PADS - Tampons de nettoyage avant brasage

047563

x 5

GAS CARTRIDGES - Cartouches de gaz - Gaskartusche

Model	Connection	composition butane	propane	propylene	360°	T°	Norms	ml	g	ref.	
A1	Pierceable	▪	—	—	—	—	EN417:2012	360	190	040410	12
A2	European fitting 7/16"	▪	▪	—	▪	1900°C	EN521 / EN 417	930	460	038837	12
B1		▪	▪	—	—	1800>2100°C	EN417:2012 - UN 2037	600	390	040427	12
B2		▪	▪	▪	—	2200°C	EN417:2012 - UN 2037	600	450	040434	12
B3		▪	▪	▪	▪	2200°C	EN417:2012 - UN 2037	380	220	040441	36

GAS WELDING RODS - Métaux d'apport flame - Lötstäbe

Norms DIN 8513	Composition % Ag	Cu	Zn	P	Iron	Other	T° fusion °C	Décapant - Flux	Ø mm	L mm	X...	Ref.	Applications
BRASAGE FORT / STRONG BRAZING													
Cu P 6	—	94	—	6	—	—	710-880	paste (ref. 047440)*	2	333	5	047181	Cuivre-cuivre. Pour plomberie, chauffage, sanitaire. Copper - copper. For plumbing, heating, sanitation.
											25	047198	
										500	25	047204	
											1 kg	047211	
Ag 5 P	5	88.8	—	6.2	—	—	645-810	paste (ref. 047440)	2	333	5	047228	Cuivre-cuivre et métaux cuivreux. Décapant obligatoire sur cuivre-laiton. Pour climatisation, réfrigération. Copper - Copper and copper alloys. Must use welding flux on copper - brass. For air conditioning, refrigeration.
Ag 12	12	48	40	—	—	Si 0.2	800-830	integrated	1.5	333	2	047235	Cuivre-cuivre et métaux cuivreux. Pour climatisation, réfrigération. Copper - Copper and copper alloys. For air conditioning, refrigeration.
										500	4	047242	
Ag 40Sn	40	30	28	—	—	Sn 2	640-700	paste (ref. 047440)	1.5	333	2	047266	Cuivre, laiton, aciers, inox. Pour climatisation, réfrigération, chauffage, matériel électrique. Copper, brass, steel, stainless steel. For air conditioning, refrigeration, heating, electrical equipment.
									2	333	2	047273	
Cu Zn40	—	60	40	—	—	Si 0.25	890-900	powder (ref. 047457)	2	333	5	047280	Acier, galva, cuivre, fonte. Pour chauffage, carrosserie, machine agricole. Steel, galvanized steel, copper, cast iron. For heating, car body, agricultural machinery.
										500	8	047297	
CuNi10 Zn42	—	48	41.8	—	—	Ni 10 Si 0.2	920-935	integrated	2	500	8	047303	
											32	047815	
BRASAGE ALLIAGE BASE ALUMINIUM / BRAZING ALUMINUM BASED ALLOYS													
Zn + Al	—	—	98	—	—	Al 2	375-388	integrated	2	500	2	047433	Pour alu-alu et alu-Cu. Climatisation, réfrigération : fabrication et réparation. Excellente capillarité, allongement élevé. For alu-alu and alu-copper. Air conditioning, refrigeration: manufacture and repair. Excellent capillarity, high elongation.
BRASAGE ALLIAGE ACIER CUIVRÉ / BRAZING COPPERED STEEL													
Fe + Cu	—	0.15	—	0.012	98	Si 0.2 - Mn 1	1 500	integrated	1.6	333	10	047150	Fer/acier courant. Iron / steel.
									2	333	10	047167	
									2	500	10	047174	

Décapant
- Flux
- Flussmitel

Pâte pour Cu/P/Ar
- paste for Cu/P/Ar
T° work 500-800°C, 100 g
047440

* not for Cu/Cu brazing

GAS WELDING/BRAZING TORCHES - Chalumeaux soudeurs/brasage - Autogen-Schweißbrenner

G400 (400 L/h)

Capacity : 0,4 > 4 mm
L = 330 mm / 320 g

Ø 6.3 mm

oxygène / acétylène

		(6)					
039001	✓	—	—	—	—	—	—
038790	✓	✓	—	—	—	—	—
039117	✓	—	✓ 40/60 100 l	✓ 2 x 3m	✓	✓	✓

Kit complet chalumeau soudeur - Complete gas welding blowtorch kit
- Autogen-Schweißen Komplettset (type SO)
039117

7 gas welding nozzles



039025	40>400 l/h
037007	250>1000 l/h

Poste BI-GAZ - Dual gas soldering/brazing set

040366

included

Expédition interdite :
Prohibited shipping :
Versand verboten :

Novacet
600 ml/330 g
040434

Oxygène
- Oxygen bottle
110 l
040458

Tête de coupe - Cutting nozzle - Hochdruckschneidköpfe
039124

G1000 (1000 L/h)

Capacity : 2 >10 mm / L = 460 mm / 770 g
038868

	(6)		
038868	✓	037007	oxygène / acétylène

GAS WELDING/CUTTING TORCHES - Chalumeau soudeur/coupeur - Autogen-Schweißbrenner

CG1 (400 L/h)

Capacité de soudage - Welding capacity : 0,4 > 4 mm
Capacité de coupage - Cutting capacity : 50 mm max
L = 320 mm / 450 g

039018



Ø 6.3 mm

Têtes de coupe
- Cutting heads

	oxygène /acétylène
7/10	038769
10/10	038776
12/10	038813



included (x2) Cutting heads (7/10 & 10/10)

included (x1) welding adaptor for 7 gas nozzles

HIGH PRESSURE CUTTING TORCH - Chalumeaux coupeurs haute pression - Autogen-Schweißbrenner

HG1 Cutting capacity : 120 mm max

L = 470 mm / 1.12 kg

038882

Têtes de coupe G1 haute pression
- High pressure cutting G1 heads

HG1 Shielded

Cutting capacity : 120 mm max
L = 470 mm / 1.27 kg

038783

High pressure

calibre caliber	cutting (mm)	oxygène /acétylène	oxygène /propane
7/10	3>10	038899	038943
10/10	10>25	038905	038950
12/10	25>50	038912	038967
16/10	50>80	038929	038974
20/10	80>120	038936	038981

BLOWTORCHES - Chalumeaux chauffeurs - Autogen-Schweißbrenner

CH80
040335

butane / propane

	oxygène /propane
0,8 kg/h	037069
1,0 kg/h	037076
1,2 kg/h	037083

CH120
038806

CH1000
038875

	oxygène /propane
6 kg/h	037052

BLOWTORCH KIT - Kits chalumeaux - Schweißbrennerset

Kit chalumeau 3 brûleurs
- Blowtorch kit- Schweißbrennerset
040328

butane

Kit chalumeau zingueur
- Blowtorch kit zinc worker
038844

butane

FLASHBACK ARRESTOR KIT - Lot anti-retour pare flame OX/AD - Schnellkupplungsset

039070

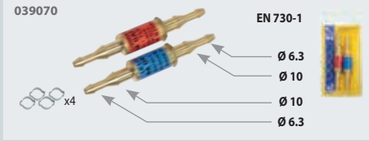

QUICK RELEASE CONNECTORS OX/AD - Raccords rapides OX/AD - Schnellverschlüsse OX/AD

039087



REGULATORS - Détendeurs - Druckminderer

EN 585/ISO 2503

Oxygène
5 m³/h
039032
Ø 6.3 mm

Acétylène
1 m³/h
039056

Oxygène PRO
max 70 m³/h
moy 31 m³/h
039049
037250

Acétylène PRO
max 26 m³/h
moy 5 m³/h
039063
037267

Propane PRO
max 26 m³/h
moy 5 m³/h
038998

HOSE - Tuyaux - Schlauch

Kit OX/AD :

Ø 6,3 mm	2 x 4 m (🟥 + 🟦)	039094
	100 m 🟥	064294
	100 m 🟦	064287
Ø 10 mm	2 x 4 m	039452
	40 m 🟥	064317
	40 m 🟦	064300

Kit Propane :

Ø 6.3 mm, 4 m
038851

Ø 10 mm, 4 m
037090

x2

GAS WELDING GOGGLES - Lunettes de protection - Schutzbrillen

Shade/IR5
042803

Shade/IR5
042858

HAND LAMP - Lampe baladeuse- Handleuchte

100-250 lumens (×3)

TRIPODE 250 L
3 × 1 W COB LED

3 × 3.6 V - 300 mAh
AAA rechargeable, Ni-MH
USB charging (6h)
USB power supply

operating time
High position : 1 h
Low position : 3 h
Flashing : 5 h

260 × 100 × 100 mm

059955

400 lumens

400 L
COB LED

Li-ion
Charging time : 8h
USB power supply

operating time
High position : 2.5 h
Low position : 5 h
Top light (1 W) : 6 h

230 × 65 × 40 mm

059153

200-400 lumens

ÉTANCHE 400 L
COB LED

3.7 V - 2000 mAh Li-ion
USB charging only (4/6 h)

operating time
High position : 2 h
Mid position : 4 h
Top light (4 W) : 3 h

285 × 65 × 65 mm
IP 56

059948

Étanche - Waterproof

INSPECTION LAMP - Lampe inspection- Inspektionslampen

120-200 lumens

MINI 200 L

COB LED, 80 CRI, 6500 K

3.7 V - 700 mAh Li-ion
micro USB charging only (2.5 h)

operating time
High position : 1.5 h
Low position : 4 h
Top light : 3.5 h

IP 20
76 g, 174 × 27.5 × 28 mm

060852

100-280 lumens

FRONTALE 280 L

3 W COB LED
80 CRI+
6500 K

3.7 V - 1500 mAh Li-po
micro USB charging only

operating time
High position : 2 h
Low position : 6 h

IP 65

110 g
78.5 × 47.5 × 42 mm

060845

250-600 lumens

PRO 600 L
COB LED, 80 CRI

3.7 V - 2200 mAh Li-ion
micro USB charging (3.5 h)
USB power supply

operating time :
High position : 1.5 h,
Mid position : 4.5 h,
Top light (100 lumens) : 10 h

190 × 56 × 29 mm
IP 54
210 g

060883

0›600 lumens

PRO 600 L

COB LED
6500 K

3.7 V - 2600 mAh Li-ion
USB power supply

operating time
1.5 > 15 h

380 × 40 × 45 mm
300 g

057760
058309

360° AMBIANT LAMP
- Lampe ambiance 360°

60›1000 lumens

1000 L
>80 CRI SMD LED
6500 K

3.7 V - 5200 mAh Li-ion
USB charging (4.5h)
USB power supply

operating time 2 > 27 h

260 × 75 × 75 mm
IP 54
450 g

059764

WORKLIGHT WITH TRIPOD - Projecteur sur trépied- Arbeitsleuchte mit Standfuß

1800 lumens

1800 L
3× 55 COB LED
total 165 LED

1.8 m power cord

059146

3000 lumens

3000 L
35 W COB LED

2 m power cord

IP 44

059979

UNDER BONNET LAMP
- Lampe sous capot
- Leuchte für Motorhaube

250-800 lumens

800 L
120 COB LED

3.7 V - 4000 mAh Li-ion
charging time : 10/12 h
Power supply charger

operating time
High position : 3 h
Low position : 6 h

058002
058316



4000 lumens

4000 L
3× 20 COB LED,
total 60 LED

3 m
power cord

059986

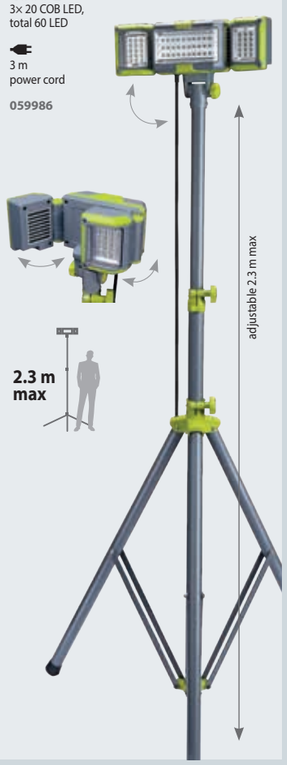

MARKETING

Display
- Console
- Produkt-Aufsteller
(machines not included)

GYSMI 80P + 130P + 160P + E163
060203

GYSMI 130P + 160P + 200P + E163
060449

Display stand
- Podium de présentation
- Podest

PODIUM 1
A : 45 cm
B : 50 cm
C : 50 cm
063204

PODIUM 2
A : 80 cm
B : 50 cm
C : 50 cm
063211

Retail display space with 2 shelves
- Linéaire de vente avec 2 étagère
- Lochwandregal mit 2 Böden
060784

Barnum 3 x 3 m
098022

Banner
- Oriflamme
1,75 x 0,50 m
098015

Open barnum
2 x 2 m
098039

Type	A	E	M
complete - complet - komplett	061002	061040	061026
without display stand - sans linéaire - ohne Inhalt	061019	061057	061033

more details : www.gys.fr

INVEST IN THE FUTURE

French manufacturer
since 1964

2023

Welding,
Plasma cutting
& Induction heating

Soudage, Coupage plasma & Chauffe par induction

Schweißen, Schneiden & Induktionshitzung

Saldatura, Taglio plasma & Induzione

Soldadura, Corte plasma & Inducción

GYS FRANCE

HEADQUARTERS
1 rue de la Croix des Landes
CS 54159
53941 Saint-Berthevin - Cedex
Laval - France

Tel +33 2 43 01 23 60
E-mail service.client@gys.fr

ZI, 134 bd des Loges
53941 Saint-Berthevin
Laval - France

LOGISTIC CENTER
2 Rue Jean Dausset
53810 Changé - France

Tel +33 2 43 01 54 33

GYS GERMANY
Professor-Wieler
Straße 11
52070 Aachen
Deutschland

Tel +49 241/189-23-710
Fax +49 241/189-23-719
E-mail aachen@gys.fr

GYS ITALIA
Vega - Parco Scientifico
Tecnologico di Venezia
Via Delle Industrie, 25/4
30175 Marghera - VE
Italia

Tel +39 041 53 21 565
E.mail italia@gys.fr

GYS CHINA
Lot N°15
6666 bd Songze
201706 Qingpu
Shanghai
China

Tel +86 6221 4461
Fax +86 5226 0067
www.gys-china.com.cn
E-mail
contact@gys-china.com.cn

GYS UK
Unit 3 - Great Central Way
Rugby - Warwickshire
CV21 3XH
United Kingdom

Tel +44 1926 338 609
Fax +44 1926 429 764
E-mail uk@gys.fr

GYS IBÉRICA
Avenida Pirineos 31
Nave 9
San Sebastian de los Reyes
28703 Madrid
España

Tel +34 917 409 790
E.mail iberica@gys.fr

LinkedIn
Youtube
WeChat
Facebook
Instagram

www.gys.fr

Distributed by

exp 095182 • Pour signaler des erreurs dans le catalogue, contactez : catalogues@gys.fr. Document non contractuel. GYS se réserve le droit de modifier sans préavis les spécifications de ses appareils. • To report errors in the catalog, contact: catalogues@gys.fr. Document not contractual. GYS reserves the right to modify the specifications of the machines without prior notice. Irrtümer und Änderungen vorbehalten. • I.P. - 290 g